




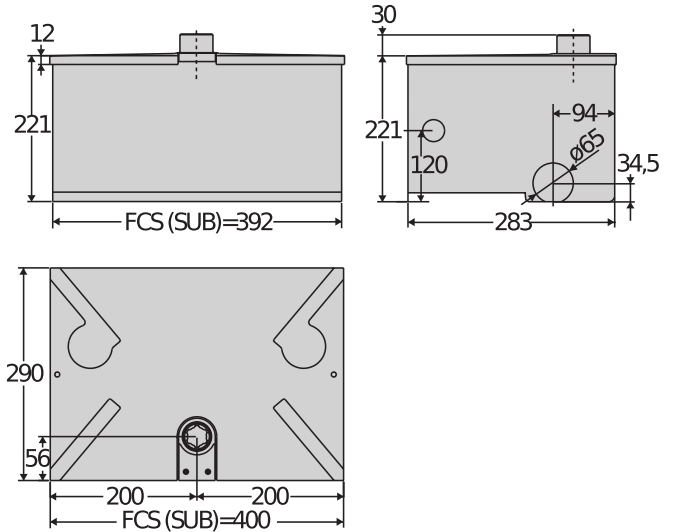
Be ahead

SUB





Hydraulic automation systems for swing gates



Complete range of underground hydraulic operators for very intensive use, suitable for any type of residential, industrial or multi-residence application.
 Compact and sturdy, capable of automating swing gate leaves up to 3.5 metres wide and weighing up to 800 kg.
 Available in reversible and non-reversible versions, with or without slowdown during opening and closing and with opening angles up to 180°.

Relevant features



The monoblock structure gives the possibility of a very neat installation that is extremely reliable over time.



The closing slowdown guarantees silent, smooth movements on even the biggest gates. Also, the adjustment screw makes it possible to adapt the slowdown intensity to needs of each situation.



Control unit with programming display and new, simplified scenario-based programming






Hydraulic automation systems for swing gates

SUB

Code	Name	Description
P930026 00001	SUB DX	In-ground 230 V hydraulic operator Triangle key for hinged leaves up to 1.8 m. Manoeuvre time 24 s. Right operator. very intensive
P930026 00002	SUB SX	In-ground 230 V hydraulic operator Triangle key for hinged leaves up to 1.8 m. Manoeuvre time 24 s. Left operator. very intensive
P930012 00005	SUB R DX	In-ground 230 V irreversible hydraulic operator for swing gates up to 1.8 m with slowdown. Maneuver time 14+slowdown s. Right operator. Slowdown
P930012 00006	SUB R SX	In-ground 230 V irreversible hydraulic operator for swing gates up to 1.8 m with slowdown. Maneuver time 14+slowdown s. Left operator. Slowdown
P930012 00007	SUB R UL/CSA DX	In-ground 120 V irreversible hydraulic operator for swing gates up to 3.5 m with slowdown. Maneuver time 14+slowdown s. Right operator. Slowdown
P930012 00009	SUB R WINTER DX	In-ground 230 V irreversible hydraulic operator for swing gates up to 1.8 m with slowdown. Maneuver time 14+slowdown s. Right operator. Extremely low temperatures
P930012 00010	SUB R WINTER SX	In-ground 230 V irreversible hydraulic operator for swing gates up to 1.8 m with slowdown. Maneuver time 14+slowdown s. Left operator. Extremely low temperatures
P930009 00004	SUB E DX	In-ground 230 V hydraulic operator Non reversing for hinged leaves up to 2.5 m. Manoeuvre time 24 s. Right operator. very intensive
P930009 00005	SUB E SX	In-ground 230 V hydraulic operator Non reversing for hinged leaves up to 2.5 m. Manoeuvre time 24 s. Left operator. very intensive
P930013 00007	SUB ER DX	In-ground 230 V irreversible hydraulic operator for swing gates up to 2.5 m with slowdown. Maneuver time 14+slowdown s. Right operator. Slowdown
P930013 00008	SUB ER SX	In-ground 230 V irreversible hydraulic operator for swing gates up to 2.5 m with slowdown. Maneuver time 14+slowdown s. Left operator. Slowdown
P930014 00005	SUB EL DX	In-ground 230 V hydraulic operator Reversible for hinged leaves up to 3.5 m. Manoeuvre time 33 s. Right operator. very intensive
P930014 00006	SUB EL SX	In-ground 230 V hydraulic operator Reversible for hinged leaves up to 3.5 m. Manoeuvre time 33 s. Left operator. very intensive
P930010 00005	SUB G DX	In-ground 230 V hydraulic operator Triangle key for hinged leaves up to 1.8 m. Manoeuvre time 33 s. Right operator. very intensive
P930010 00006	SUB G SX	In-ground 230 V hydraulic operator Triangle key for hinged leaves up to 1.8 m. Manoeuvre time 33 s. Left operator. very intensive
P930010 00007	SUB G UL/CSA DX	In-ground 120 V hydraulic operator Non reversing for hinged leaves up to 3.5 m. Manoeuvre time 33 s. Right operator. very intensive
P930011 00005	SUB EG DX	In-ground 230 V hydraulic operator Non reversing for hinged leaves up to 1.8 m. Manoeuvre time 24 s. Right operator. very intensive
P930011 00006	SUB EG SX	In-ground 230 V hydraulic operator Non reversing for hinged leaves up to 1.8 m. Manoeuvre time 24 s. Left operator. very intensive





Hydraulic automation systems for swing gates

RIGEL 6 220-230V 50/60HZ: Universal control panel with display for one or two 230V - 650+650W operators



D113833 00002 - RIGEL 6 220-230V 50/60HZ - Recommended



- Universal control panel with display for one or two 230V - 650+650W operators
- Application: universal control panel for one or two operators
- Card power supply: 230 V single-phase
- Operators power supply: 230V single-phase 600+600W
- Main features: removable terminal blocks, programming and diagnostics with display, built-in four-channel receiver, electro lock, electronic torque limiter, electronic deceleration at opening and closing, a separate limit switch inputs for each motor, traffic light management, preheating hydraulic operators, weekly timer, possibility to delete a specific remote control, customization of the 4 radio channels, personalization of the duration of the delayed output, adjustable sensitivity to the obstacle.
- Main functions: automatic re-closing, separate motor working times, stays locked when closed, water hammer, 2/3/4 step logic, partial opening, fast closing, separate opening and closing
- Compatibility: RIGEL 5 - RIGEL 4 - RIGEL 3 - RIGEL N

	SUB DX	SUB SX	SUB R DX	SUB R SX	SUB R UL/CSA DX	SUB R WINTER DX
Control unit	RIGEL 6	RIGEL 6	RIGEL 6	RIGEL 6	RIGEL 6	RIGEL 6
Board power supply	230 V	230 V	230 V	230 V	230 V	230 V
Motor voltage	230 V	230 V	230 V	230 V	120 V	230 V
Power consumption	250 W	250 W	250 W	250 W	250 W	250 W
Max. width of door/gate wing	1,80 m	1,80 m	1,80 m	1,80 m	3,50 m	1,80 m
Max. weight of door/gate wing	800 kg	800 kg	800 kg	800 kg	800 kg	800 kg
Maximum angle	130 °	130 °	130 °	130 °	130 °	130 °
Cycle time	24 s	24 s	14+slowdown s	14+slowdown s	14+slowdown s	14+slowdown s
Type of limit switch	work time	work time	work time	work time	work time	work time
Slowdown	no	no	Yes	Yes	Yes	Yes
Locking	Open/close hydraulics	Open/close hydraulics	Open/close hydraulics	Open/close hydraulics	Open/close hydraulics	Open/close hydraulics
Release	Triangle key	Triangle key	Triangle key	Triangle key	Non reversing	Non reversing
Impact reaction	Hydraulic clutch	Hydraulic clutch	Hydraulic clutch	Hydraulic clutch	Hydraulic clutch	Hydraulic clutch
Frequency of use	very intensive	very intensive	very intensive	very intensive	very intensive	very intensive
Protection rating	IP67	IP67	IP67	IP67	IP67	IP67
Environmental conditions	-10 ÷ 60 °C	-10 ÷ 60 °C	-10 ÷ 60 °C	-10 ÷ 60 °C	-10 ÷ 60 °C	-30 ÷ 60 °C

	SUB R WINTER SX	SUB E DX	SUB E SX	SUB ER DX	SUB ER SX	SUB EL DX
Control unit	RIGEL 6	RIGEL 6	RIGEL 6	RIGEL 6	RIGEL 6	RIGEL 6
Board power supply	230 V	230 V	230 V	230 V	230 V	230 V
Motor voltage	230 V	230 V	230 V	230 V	230 V	230 V
Power consumption	250 W	250 W	250 W	250 W	250 W	250 W
Max. width of door/gate wing	1,80 m	2,50 m	2,50 m	2,50 m	2,50 m	3,50 m
Max. weight of door/gate wing	800 kg	800 kg	800 kg	800 kg	800 kg	800 kg
Maximum angle	130 °	130 °	130 °	130 °	130 °	130 °
Cycle time	14+slowdown s	24 s	24 s	14+slowdown s	14+slowdown s	33 s
Type of limit switch	work time	work time	work time	work time	work time	work time
Slowdown	Yes	no	no	Yes	Yes	no
Locking	Open/close hydraulics	Open/close hydraulics	Open/close hydraulics	Solenoid Lock	Solenoid Lock	Solenoid Lock
Release	Non reversing	Non reversing	Non reversing	Reversible	Reversible	Reversible
Impact reaction	Hydraulic clutch	Hydraulic clutch	Hydraulic clutch	Hydraulic clutch	Hydraulic clutch	Hydraulic clutch
Frequency of use	very intensive	very intensive	very intensive	very intensive	very intensive	very intensive
Protection rating	IP67	IP67	IP67	IP67	IP67	IP67



Hydraulic automation systems for swing gates

	SUB R WINTER SX	SUB E DX	SUB E SX	SUB ER DX	SUB ER SX	SUB EL DX
Environmental conditions	-30 ÷ 60 °C	-10 ÷ 60 °C	-10 ÷ 60 °C	-10 ÷ 60 °C	-10 ÷ 60 °C	-10 ÷ 60 °C
	SUB EL SX	SUB G DX	SUB G SX	SUB G UL/CSA DX	SUB EG DX	SUB EG SX
Control unit	RIGEL 6	RIGEL 6	RIGEL 6	RIGEL 6	RIGEL 6	RIGEL 6
Board power supply	230 V	230 V	230 V	230 V	230 V	230 V
Motor voltage	230 V	230 V	230 V	120 V	230 V	230 V
Power consumption	250 W	250 W	250 W	250 W	250 W	250 W
Max. width of door/gate wing	3,50 m	1,80 m	1,80 m	3,50 m	1,80 m	1,80 m
Max. weight of door/gate wing	800 kg	800 kg	800 kg	800 kg	800 kg	800 kg
Maximum angle	130 °	180 °	180 °	180 °	130 °	130 °
Cycle time	33 s	33 s	33 s	33 s	24 s	24 s
Type of limit switch	work time	work time	work time	work time	work time	work time
Slowdown	no	no	no	no	no	no
Locking	Solenoid Lock	Open/close hydraulics	Open/close hydraulics	Open/close hydraulics	Open/close hydraulics	Open/close hydraulics
Release	Reversible	Triangle key	Triangle key	Non reversing	Non reversing	Non reversing
Impact reaction	Hydraulic clutch	Hydraulic clutch	Hydraulic clutch	Hydraulic clutch	Hydraulic clutch	Hydraulic clutch
Frequency of use	very intensive	very intensive	very intensive	very intensive	very intensive	very intensive
Protection rating	IP67	IP67	IP67	IP67	IP67	IP67
Environmental conditions	-10 ÷ 60 °C	-10 ÷ 60 °C	-10 ÷ 60 °C	-10 ÷ 60 °C	-10 ÷ 60 °C	-10 ÷ 60 °C

RECOMMENDED ACCESSORIES


	new D114092 00002 - ALCOR AC A Control unit with on-board receiver - no display - Standard terminal block		D610256 - CLS/82 Triangular release key for SUB operators l=82 mm
	N733066 00003 - FCS DX Foundation box designed for fitting the SUB right-hand operator, allowing easy maintenance without ever having to disassemble the gate leaf		N733066 00004 - FCS SX Foundation box designed for fitting the SUB left-hand operator, allowing easy maintenance without ever having to disassemble the gate leaf
	N733066 00001 - CPS DX Foundation box designed for fitting the SUB right-hand operator		N733066 00002 - CPS SX Foundation box designed for fitting the SUB left-hand operator
	N733092 - CPS G Weight-bearing foundation box for preparation for assembly of SUB G right and left operator		N728002 - BSC Arm for installation of SUB out of the gate axis



Hydraulic automation systems for swing gates

RECOMMENDED ACCESSORIES

	D111013 - ME Control board for 12Vac solenoid lock for 230V automation systems		new P111782 - COMPACTA A20-180 Pair of photocells adjustable 180° horizontally. Range 20m. Power supply 12 – 33Vac / 15 – 35Vdc
	new D114094 00002 - RADIUS LED AC A R0 Flashing light without incorporated antenna for motors with power supply 230 V.		new D114093 00002 - RADIUS LED AC A R1 Flashing light with incorporated antenna for motors with power supply 230 V.





SUB



Hydraulic automation systems for swing gates

What is U-Link?

The technology that gives you more power

U-Link, Universal Link, is an exclusive BFT platform that can be used to create high-tech ecosystems. In Home Access Automation, it can be used to communicate with all home access automation devices of any brand. This saves you time and allows you to control everything easily and without any worries.

It is intuitive

Easy to install and to use

It is scalable

You can add as many devices as you want

It is flexible

It allows you to create groups of interconnected products

It is practical

Works with or without an internet connection

It is functional

Its settings can be controlled remotely using dedicated applications



Hydraulic automation systems for swing gates

Everything on one screen: find out more about this amazing technology

A world-exclusive platform that **can be used to create high-tech ecosystems** offering a vast range of solutions for many different sectors.

This proprietary platform which is a key feature of BFT products, thanks to the B-EBA cards and the Clonix U-Link receiver, is suitable for any protocol or product for access automation (including BFT products non-BFT ones and older versions) and it can be used in a variety of different sectors. This means any device becomes a smart device which can be interconnected with other systems, using a language that is becoming universal.



U-Control HOME

U-Control HOME is the application that allows you to open the gate to your home and to remotely control BFT automations using your own smartphone. The iOS version can be used to automatically open the automation when you are close to it.



U-Base 2

A software package for installation, performing maintenance and identifying any faults in the U-Link compatible operators, easily and conveniently.



U-SDK

U-SDK is the application which allows BFT automations to be made compatible and easily integrated with a BMS network.



Clonix U-Link

Connect non-native U-Link and non-BFT products to U-Link systems.

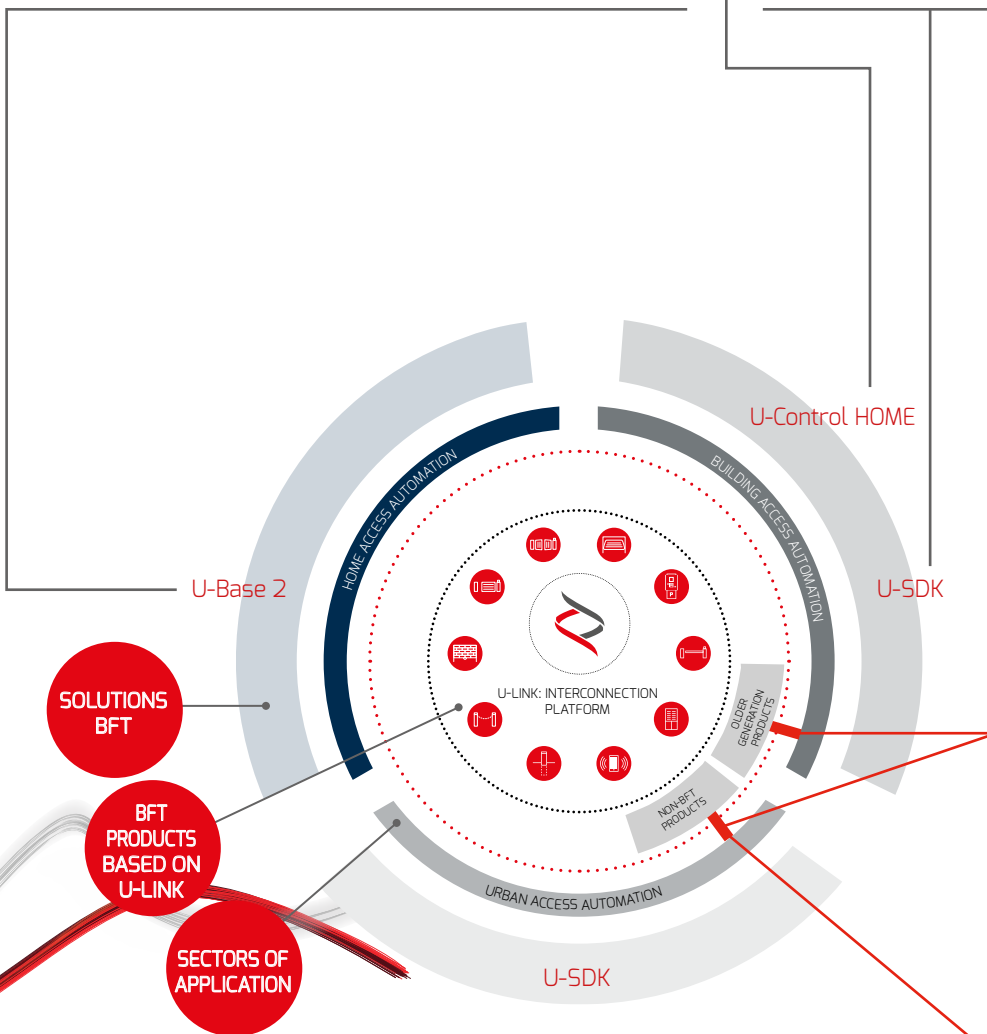
Is it possible to connect non-native U-Link BFT operators or other brands of products to U-Link? Yes, thanks to the Clonix receivers. Accessories which accept no limits.



B-EBA

A direct link to your operators.

The B-EBA expansion cards make it possible to connect external devices such as PCs, smartphones and tablets to a BFT operator and a Clonix receiver or to connect multiple BFT products in a U-Link network. These accessories integrate with U-Link technology and with Bluetooth, Wifi, Z-Wave and TCP/IP protocols as well as with the RS485 serial interface. A device that demonstrates exactly what BFT means by interconnectivity.





INFORMATION REGARDING THE PROTECTION OF THE INDUSTRIAL AND INTELLECTUAL PROPERTY RIGHTS OF BFT. BFT S.p.A. protects its industrial property by depositing trademarks, patents, models and designs. The intellectual property of BFT S.p.A. is protected by copyright law. BFT S.p.A. also protects its know-how by taking measures to protect the technical and commercial information inherent in its company and products. All the products in this catalogue are ORIGINAL BFT MODELS and only BFT S.p.A. is authorised to produce them and market them anywhere in the world. All the commercial names in this catalogue are owned by BFT S.p.A., and only BFT S.p.A. is authorised to use them in relation to the corresponding merchandise category. FALSIFIERS WILL BE PROCEEDED AGAINST IN ACCORDANCE WITH BOTH CIVIL AND CRIMINAL LAW. THESE CONDITIONS NOT ONLY GUARANTEE THE INTELLECTUAL PROPERTY RIGHTS OF BFT, BUT ALSO PROTECT CUSTOMERS BY GUARANTEEING THAT THE PRODUCTS THEY ARE PURCHASING ARE ORIGINAL BFT PRODUCTS RESULTING FROM STUDIES AND DESIGNS WITHIN THE BFT COMPANY.