













FADINI®

the gate opener



GENERAL CATALOGUE 2014



<p>1974 First operator for sliding gates. Meccanica FADINI is a pioneer in Italy and in the world in producing automatic gate systems.</p>  <p>Mec 400</p>	<p>1977 Meccanica FADINI starts producing the first oil-hydraulic operator for swinging gates. A great technical intuition: transferring its know-how in oil-hydraulics into the newly born gate automation field. Since these early years oil-hydraulics assured a high level of long lasting reliability.</p>  <p>Mec 800</p>	<p>1979 Meccanica FADINI introduces the first traffic barrier with oil-hydraulic technology.</p>  <p>Mec 900</p>	<p>1983 Technical solutions and design improvement in one of the most successful operators by Meccanica FADINI: HONGI 83. Updated and further improved over the years, its peculiar and unique features of quality and reliability are now present in HINDI 880.</p>  <p>Hongi 83</p>	<p>1985 Meccanica FADINI introduces the super-regenerative and quartz 250/300 MHz remote controls with one, two and three buttons. Easy to use, with a very good distance range, they sell successfully, also because of their small size.</p>  <p>Mec 85</p>	<p>1986 NYOTA 115 is launched on the market. It is fitted with mechanical clutch and brake device. Strong, with an aluminium gear box, absolutely reliable and safe. Suitable to any gate size, unaffected by weather conditions. Constantly updated, NYOTA 115 is still in production.</p>  <p>Nyota 115</p>	<p>1991 Meccanica FADINI proves to be very reactive to the market needs. In this period the first oil-hydraulic automatic bollards are produced. The present catalogue includes now a complete range of automatic, manual and steady bollards and posts.</p>  <p>Strabuc 918</p>	<p>1993 Meccanica FADINI produces the first oil-hydraulic, underground operator. Motor pump and jack all in one enclosure. Quick to install, pleasing to the eyes in that no mechanism is required to be fitted to the gates, the design of which remains unchanged. Constantly updated into numerous options, COMBI 740 is still in production.</p>  <p>Combi 740</p>	<p>2010 A new generation of operators for sliding gates is born, in conformity with EN 12445-EN12453 norms. Innovative technical solutions, such as a status indication LED light on the cover.</p>  <p>Junior 624/633/650</p> <p>» Meccanica FADINI introduces the new certified, electromechanical operator for swinging gates BART 350.</p>  <p>Bart 350</p> <p>» 2014</p>
---	--	---	---	--	---	---	---	---



FADINI Automation, history is not fantasy

Creativity is to think ahead to the future, projects where design and quality are an answer to your questions. Without a past no future is possible.

The history of the company starts in early 70s, when the three FADINI brothers put up a small mechanical workshop. The transformation from a family business into a larger industrial plant occurs though still in the late 70s, when the growing process begins and the company becomes worldwide known. Since 2010 the three founders are supported by their sons.

FADINI is a reality today, that finds its place among the main players in the gate automation production and business.

The company's philosophy has been the same since the foundation, and is characterized by a balanced combination of tradition and modernity, quality and reliability. FADINI exclusive though unmistakably recognizable products.






Meccanica FADINI is a leader in gate automation in Europe and in the world and has distributors and after sales assistance in more than 60 nations.

The industrial activity, located in a vast area in Cerea (Verona – Italy), has gradually developed including engineering, designing, producing and trading access control systems for residential, commercial and industrial applications.

This leadership is the result of various technologies, and targeted investments in research and development that have progressively increased the industrial activity of the FADINI family. Today it is possible to count four individual and autonomous factories, dedicated to the various production activities.



FADINI[®]
the gate opener
Made in Italy



FADINI[®]
the gate opener



meccanica
FADINI[®]
S.p.A.



Quality in Motion



made in
100% Italy



40 years of ideas, dedication and success.

Meccanica FADINI today is a leading company in gate automation, constantly in the vanguard because of its technical choices and design.

It has solutions that are complete and very functional to automatize gates, garage doors, industrial doors and traffic barriers; it can also offer a wide range of oil-hydraulic, automatic bollards, as well as manual and steady posts.





Web site: www.fadini.net

Complete and detailed information, always updated, download area to get literature, photos, technical data, installation manuals and much more on line.

Safety and Norms

“safety first of all” is what our customers and users require from an automatic gate installation.

Meccanica FADINI can meet this need by providing precise and detailed support about all the obligations required by the European Directives in matter of installation compliance, safety devices to be fitted, inspections to be carried on, testing and maintenance.

Computer Support

Meccanica FADINI can provide a multi-media catalogue in CD-Rom format including instructions manuals, technical data pages, presentation brochures, Declarations of Conformity and high resolution photos for all the products and the respective accessories.

Merchandising

Sensitive also to the sales needs of the distribution net, Meccanica FADINI can provide advertising and demonstration material such as demo-gates of various kind, luminous signs and gadgets, besides to a line of promotional clothes customized for any customers.





The Importance of after Sales Service

For Meccanica FADINI service is an integral and fundamental part of the relationship between supplier and customer to be both successful.

Meccanica FADINI has developed a complete range of information instruments able to ensure continuous updating and allowing to have in any moment all the technical data related to any one of its products and the type of installation a system requires.

Technical Support: **+39 0442 330422**

e-mail: **info@fadini.net**



The Importance of Quality


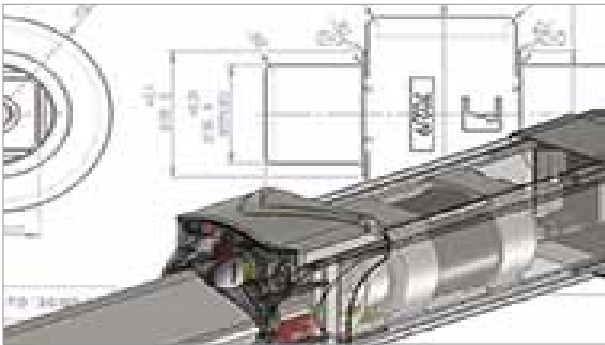
Choosing FADINI means to choose Quality.

Professional engineering, designing and manufacturing by means of technologically advanced equipment, often specifically made to the required purpose, guarantee reliable, safe and secure gate operators.

Materials of high quality standards and a strictly controlled manufacturing process ensure reliability and long lasting performance with any operators. All mechanical, electromechanical and electronic parts undergo severe control along the various manufacturing phases, assembling and final testing.

An easy installation design, safety, quietness and smooth movements are the characteristics, in many cases exclusive, of all of the FADINI products.

Meccanica FADINI's products are CE marked and conform to the European Safety Regulations and Installation Guidelines.



The Importance of Innovation


Today Meccanica FADINI designs and manufactures all of its products using the best designing and development technologies to ensure those standards of acknowledged quality and reliability that only the “made in Italy” can offer.




Oil-hydraulic design

Our expertise and experience allow us to meet any application requirements.

It is perfect for:

 » **Residential applications**
light and commercial

 » **Industrial applications**
Heavy duty
It ensures the utmost in crash prevention.

It is quiet.


Smooth in Opening and Closing.

Precise and without jerking movements.

The successful market response, the high standards of performance and long life of the FADINI installations are the real witnesses of Meccanica FADINI's intuition, in that oil-hydraulic technology is a synonym with Quality.



how to read the catalogue



FADINI[®]
the gate opener

The catalogue is studied to enable the user to quickly consult it and select the product that best meets the application's requirements.

If familiar with the FADINI range and the product has already been chosen and the name therefore is known, the index (pages 12 and 13) shows the page to refer to, where the technical data and features are described.

If, on the contrary, no product name is known, consult the introductory pages of the product line section (eg. pages 14 and 15 if a sliding gate is involved) where a summary list is given showing all the available items in the required line.

On the next page, there's an example of how the introductory pages and the product pages are configured.

APPLICATIONS LEGEND



Residential and Commercial



Industrial



Urban design

PRODUCT LINE LEGEND



Electromechanical Automation
for Sliding Gates



Oil-hydraulic & Electromechanical
Automation for Swinging Gates



Automation for
Industrial doors



Oil-hydraulic Automation
for Garage Doors



Oil-hydraulic Traffic
Barriers



Oil-hydraulic
retractable bollards



Manual & Steady Posts



Electronic Control



Command Accessories



Safety & Signal Accessories



Radio Receivers & Remote Controls



Various Complementary Accessories




Kits

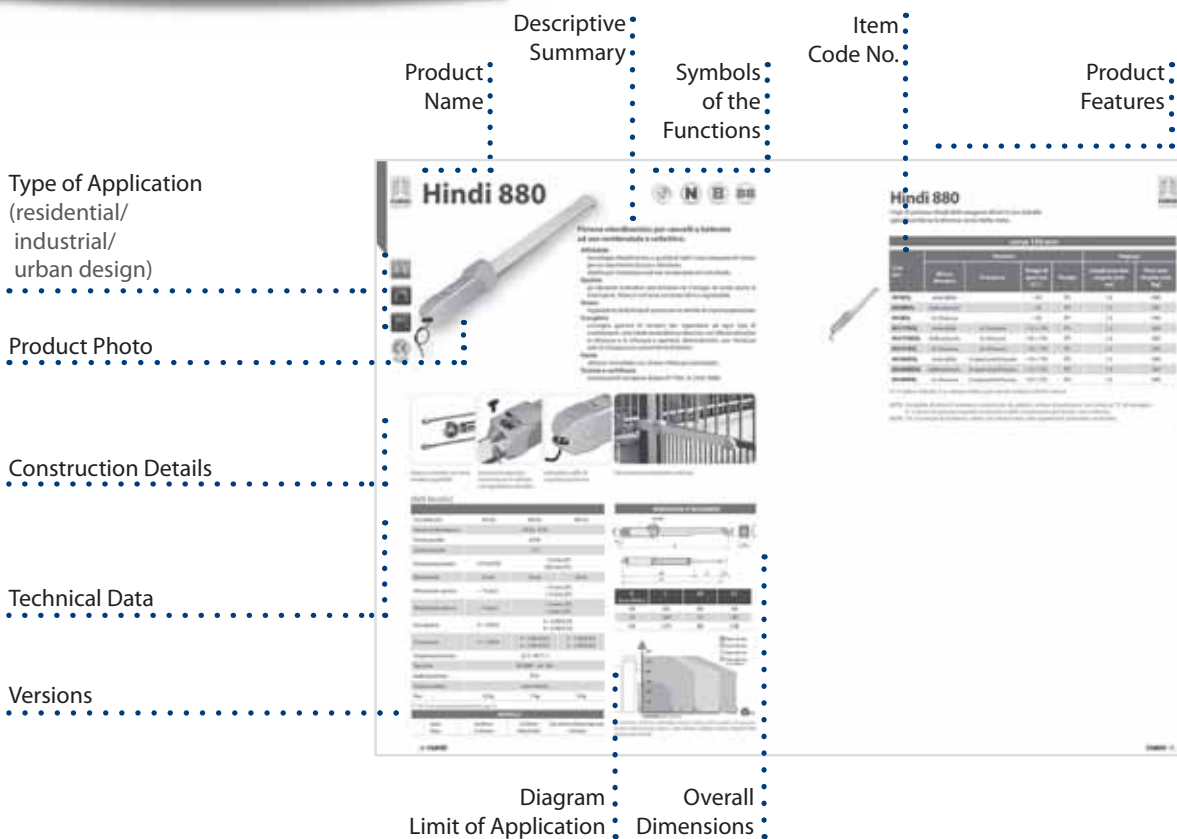
EXAMPLE. PRODUCT LINE INDEX

Product Range Divided
According to Power
and Application Types

Explanatory Drawing
and General
Installation Layout



EXAMPLE. PRODUCT PAGE



In this catalogue the texts and the technical data of all of the articles have been updated. The data and information included in this catalogue replaces in total those included in technical and sales literature issued prior to this publication. We trust that the products we supply you with have such technical features that can meet the market demand to the best.

24 V



24 V Technology

Safety, reliability, slowdown on Opening and Closing phases, obstacle detection and gate travel instant reverse. Battery backup option in case of power failure.



>> Icons for types of power supply.

Software Connection



Direct connection option for the management and maintenance of the installation by means of dedicated software.

The installer can interface the FADINI product by computer to change parameters or data in order to manage the application requirements.

RT Data



Real Time Logic for quick response to any possible external event (weather conditions, temperature variations, mechanical frictions, ...) that may interfere with the correct functioning of the installation. The time of data elaboration by the microprocessor is such that the electronic control board is able to increase the thrust power (motor torque) to the required level so that the closing and opening operations of the gate are always correctly performed, respecting though the safety conditions. This feature of Real Time reading has been studied in order to provide the installer with a reliable support during the phase of the installation data setting.

CE Approved



Operator certified and tested in compliance with the following norms in force:
EN 12445, EN 12453 and EN 12978.



200° Rotation



Infra-red photocells as safety device, 200° max. rotation on the horizontal axis.

Rolling Code



This technology ensures total reliability in signal transmission and cloning prevention.

The transmission code changes with any pulse, and the receiver is able to assess each code by an algorithm of synchronism and to verify that it is a correct.



Battery

Wireless power supply by battery.



LED

The LED technology allows to save 95% of energy and duration is 50 times higher than an incandescent lamp. High luminosity and visibility. Environment friendly, being in compliance with 2005/32/CE Directive.



-40 °C

Technology allowing the operator to be used in environments with extremely low temperatures, beyond - 40°C, without risk of freezing.

Specific accessories are available to meet the various application requirements:

- HELIOS 29 card to fit the ELPRO range of controllers (page 107)
- thermal device for motor-pumps (pages 40-74)
- heating cable for automatic bollards (page 93).

Device for Safety Auto-test D.S.A



Technology allowing for the testing of the photocells connected to the installation. In case any malfunction is detected with any of the accessories, the entire system is stopped from starting until the problem is detected and cured. This kind of logic ensures a high level of safety with particular installations where safety is a must.

Device for Auto-test with Safety Edges D.A.C.S



Technology to control the safety edges connected to the system. Thanks to a dedicated micro-controller circuit, separately fitted on to the board, the actual integrity and correct functioning of the safety system is constantly controlled. Any possible fault or loss of efficiency is signalled by the safety edge diagnostic LEDs keeping flashing. In compliance with the EN 12978 and EN 13849-1 Norms.



REVERSIBLE NON LOCKING

No hydraulic locking device is fitted. It is always possible to open and close the gate/s by hand. With these installations, an electric lock or latch is always required to hold the gate/s closed.



LOCKING IN CLOSED GATE POSITION

With the gate/s in closed position, the operator needs to be overridden prior to hand operations. With the gate/s in open position, the gate leaf/s can be freely closed by hand.



BIDIRECTIONAL HYDRAULIC LOCKING DEVICE

The gates are hydraulically hold in open and closed positions. The system requires to be overridden prior to hand operations.



Sliding Gate Electromechanical Automation

page 14

JUNIOR 624	on-the-gate operator	page 16
JUNIOR 633	on-the-gate operator	page 18
JUNIOR 650	on-the-gate operator	page 20
NYOTA 115	on-the-gate operator	page 22
MEC 200	on-the-gate operator	page 24
FIBO 300 - FIBO 400	on-the-gate operator	page 26



Swing Gate Oil-hydraulic and Electromechanical Automation

page 28

HINDI 880 SPRINT	on-the-gate operator	page 30
NUPI 66	on-the-gate operator	page 32
HINDI 880	on-the-gate operator	page 34
MEC 800 SPECIAL	on-the-gate operator	page 38
BART 350	electromechanical operator with articulated arm	page 42
APROLI 280 BATT	oil-hydraulic operator with articulated arm	page 44
APROLI 280/700 STRONG	oil-hydraulic operator with articulated arm	page 46
COMBI 740	underground operator	page 48
COMBI 787	underground operator	page 52
DRIVE 700	underground operator	page 54



Industrial Door Automation

page 56

APROLI 380 LB	oil-hydraulic operator for folding doors	page 58
MEC 200 LB	electromechanical, for folding and sectional doors	page 60



Garage Door oil-hydraulic Automation

page 62

APROLI 480	for counterbalanced overhead doors	page 64
-------------------	------------------------------------	---------



Oil-hydraulic Road Barriers

page 66

BARRI 88	with 4 m beam	page 68
BAYT 980	for beams up to 8 m	page 70



Oil-hydraulic Automatic Retractable Bollards

page 76

CORAL Series		page 82
VIGILO Series		page 84
STRABUC 918		page 86
STRABUC 930 ARMoured HEAVY		page 88
STRABUC 930 OPINAT		page 90
ACCESSORIES FOR AUTOMATIC BOLLARDS		page 92
VISUAL 344		page 94





Steady and Manual Posts


page 96

STEADY	SICU 18	page 98
	VIGILO	page 98
	STRABUC	page 98
	CORAL	page 98
manually RETRACTABLE	GASPO 252	page 99
	GASPO 254	page 99
	GASMA 922	page 99
	GASMA 500	page 99
manually REMOVABLE	SIBLI 17	page 100
	POSTO 20/22	page 100
	VIMARI 2316	page 100
	STRAMARI 2320	page 100


	Electronic Controllers	<i>page 102</i>
	ELPRO Series	<i>page 102</i>

	Command Accessories	<i>page 112</i>
	DGT 61 digital keypad	<i>page 114</i>
	SAPE 69 proximity reader	<i>page 115</i>
	CHIS 37 key-switch with universal profile barrel	<i>page 116</i>
	CHIS-E 37 key-switch with European barrel	<i>page 117</i>
	GECO 9 token-operated machine	<i>page 119</i>

	Safety and Signalling Accessories	<i>page 120</i>
	TRIFO 11 modulated infra-red photocells	<i>page 122</i>
	FIT 55 modulated infra-red photocells	<i>page 123</i>
	DIFO 33 modulated infra-red photocells	<i>page 124</i>
	ORBITA 57 adjustable photocells	<i>page 125</i>
	ARPO 58 radio-transmission safety device	<i>page 126</i>
	SENSITIVE SAFETY EDGES mechanical safety edges	<i>page 127</i>
	MIRI 4 flasher	<i>page 128</i>
	TRAFFIC LIGHTS visual indicators	<i>page 129</i>

	Radio Receivers and Transmitters	<i>page 130</i>
	ASTRO 43 M.Q.B. 433.92 MHz	<i>page 132</i>
	JUBI 433 433.92 MHz rolling code	<i>page 133</i>
	SITI 63 433.92 MHz rolling code	<i>page 134</i>
	BIRIO 868 868.35 MHz rolling code	<i>page 135</i>

	Complementary Accessories	<i>page 136</i>
	Electric locks	<i>page 136</i>
	Accessories for gates	<i>page 136</i>

	Kit products	<i>page 137</i>
	JUNIOR 624	<i>page 138</i>
	JUNIOR 633	<i>page 139</i>
	JUNIOR 650	<i>page 140</i>
	BART 350	<i>page 141</i>
	HINDI 880 SPRINT	<i>page 142</i>
	NUPI 66	<i>page 143</i>
	APROLI 480	<i>page 144</i>

Complete Systems	<i>page 146</i>
-------------------------	-----------------

Demo-gates	<i>page 162</i>
-------------------	-----------------

Index of Progressive Item Code Numbers	<i>page 164</i>
---	-----------------



Electromechanical Automation for Sliding Gates

Guide to Applications



Gate weight up to 400 Kg max.

JUNIOR 624 - 24 Vdc

page 16

Gate weight up to 600 Kg max.

JUNIOR 633 - 0,33 HP / 230 Vac

page 18



Gate weight up to 1.200 Kg max.

JUNIOR 650 - 0,5 HP / 230 Vac

page 20

NYOTA 115 - 0,5 HP / 230 Vac

page 22



Gate weight up to 1.250 Kg max.

NYOTA 115 - 0,5 HP / 400 Vac

page 22

MEC 200 - 0,5 HP / 230 Vac / 400 Vac

page 24

Gate weight up to 1.850 Kg max.

NYOTA 115 - 1,0 HP / 230 Vac / 400 Vac

page 22

MEC 200 - 1,0 HP / 230 Vac / 400 Vac

page 24

Gate weight up to 2.000 Kg max.

MEC 200 - 1,5 HP / 400 Vac

page 24

HEAVY Industrial Gates

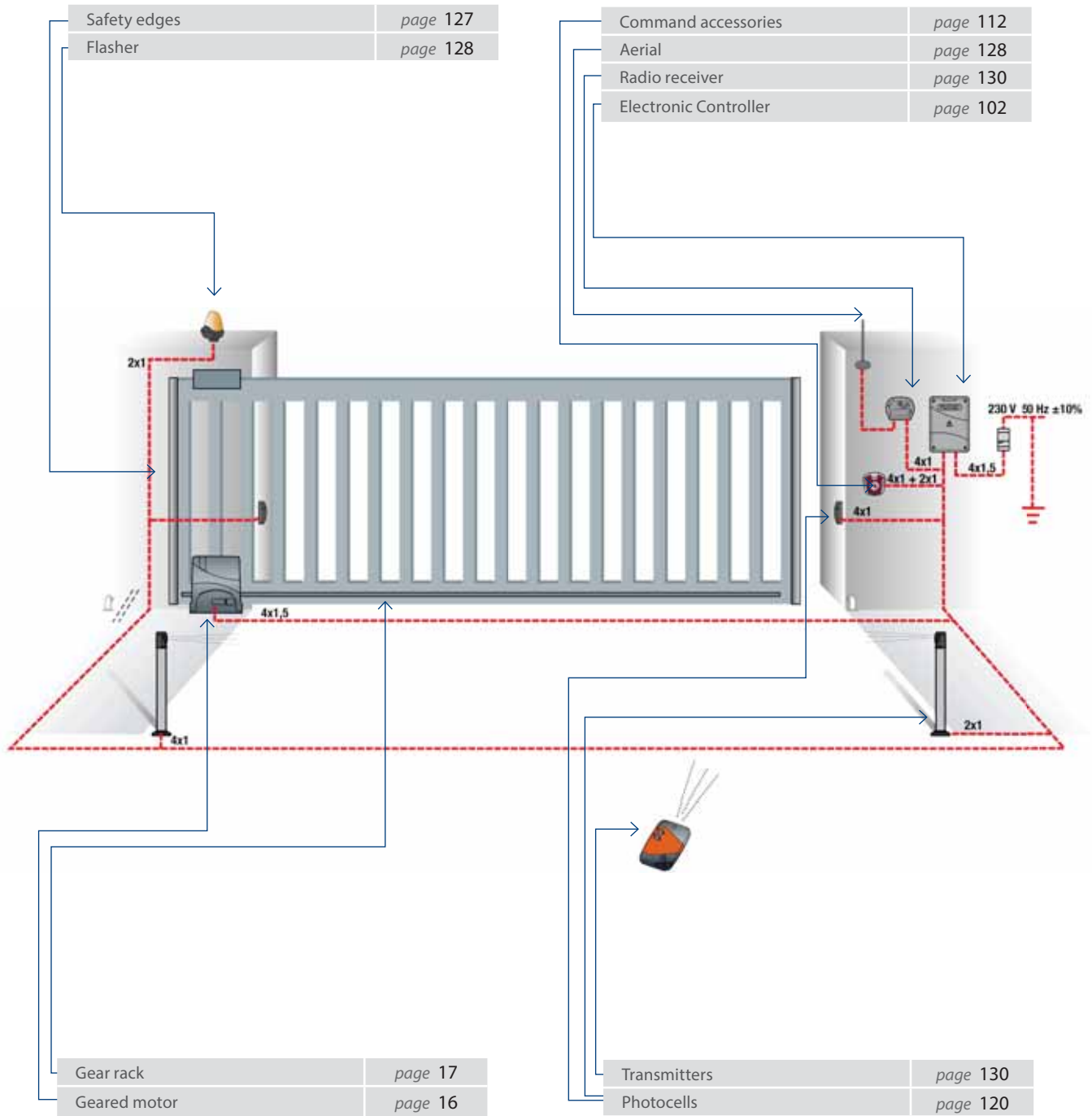
FIBO 300 up to 2.500 kg – 1,5 HP/ 400Vac

page 26

FIBO 400 up to 4.000 kg – 3,0 HP/400 Vac

page 26

Explanatory Drawing and General Layout of the Installation



Junior 624



24 V electromechanical operator for sliding gates up to 400 kg.

- Design**
 modern style, the cover is fitted with a blue LED light to provide indication of the operator status.
- Quiet**
 24 Vdc geared motor operator, gear coupling in an oil bath, mounted on ball bearings.
- Smart**
 gate travel is simple to program by button. Slowdown on opening and closing phases. Magnetic limit switch as standard, mechanical as option.
- Safe**
 the combined action of the encoder and the constant monitoring of the efforts ensure the correct functioning of the gate, obstacles are duly detected and gate travel reversed. It is possible to connect all the safety devices to the incorporated control board ELPRO 62. Release handle to override by encoded key.
- Strong and compact**
 base plate of pressure cast aluminium, polyester powder coating. Suitable for residential applications.
- Versatile**
 double sliding gate function available by selecting the master/slave option with ELPRO 62. Pre-set for battery backup in case of power failure.
- Tested and Certified**
 in compliance with the existing European Norms EN 12445 and EN 12453, CE marking, type tested according to ITT PDC No.0976-2010.



LED lamp to indicate the status of the system with Junior 624 and possible failures in it. Blue and Amber LED lights



Incorporated electronic control board ELPRO 62, pre-set to take the plug-in radio receiver



Details of the magnetic limit switch fitted as standard



Manual override by coded key

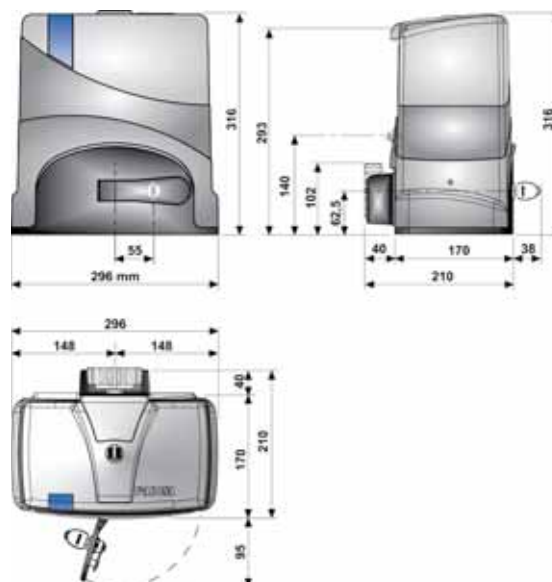
technical data

Supply voltage	230 V - 50 Hz
Motor power supply	24 Vdc
Max. absorbed power	220 W
Max. absorbed current	6,3 A
Max. torque	400 N
Motor revolutions	3.000 rpm
Travel time	12 m/min
Gear ratio	1:61
Protection standards	IP 54
Oil type	Oil FADINI - code 706L
Working temperature	-20 °C +50 °C
Weight	11 kg
Frequency of use	intensive

OPTIONAL

- Mechanical limit switch
- Backup batteries

OVERALL DIMENSIONS



Junior 624



Item code No.	Model	Specifications		Applications
		Version	Incorporated	Max. gate weight (kg) (*)
624L	Operator only JUNIOR 624	24 V	ELPRO 62	400

NOTE: geared motor operator complete with mounting base plate, anchoring bolts, driving gear, 2 x overriding coded keys and limit switch brackets.

(*) The gate structure, shape and wheels may affect the values as indicated.

Always make sure the gate is adequate to be automatically operated and remove any possible friction points.

SPECIFIC ACCESSORIES

Item code No.	Description
620L	Electronic control board ELPRO 62
632L	Pack of 2 x 2.6 Ah-12 V batteries with cables for connection to ELPRO 62
671L	Mechanical limit switch set. Complete with striking plates and screws
2118L	Nylon gear rack with fastening supports, module 4, 1 m bars – kit of 10 m - complete with screws and square washers



Complete KIT packages, consult the dedicated section on page 138

- packing
- safe
- strong for transport
- easy to handle



for Sliding Gates

for Swinging Gates

for Industrial Doors

for Garage Doors

Oil-hydraulic Road Barriers

Oil-hydraulic Retractable Bollards

Steady and Manual Posts

Electronic Controllers

Command Accessories

Safety and Signalling Accessories

Radio Receivers and Transmitters

Kits

Complete Systems

Junior 633



230 V electromechanical operator for sliding gates up to 600 kg.

- **Design**
modern style, the cover is fitted with a blue LED light to provide indication of the operator status.
- **Quiet**
230 V - 0,33 HP geared motor operator, gear coupling in an oil bath, mounted on ball bearings.
- **Smart**
gate travel is simple to program by button.
Slowdown on opening and closing phases.
Magnetic limit switch as standard, mechanical as option.
- **Safe**
the combined action of the encoder and the constant monitoring of the efforts ensure the correct functioning of the gate, obstacles are duly detected and gate travel reversed. It is possible to connect all the safety devices to the incorporated control board ELPRO 63. Release handle to override by encoded key.
- **Strong and compact**
base plate of pressure cast aluminium, polyester powder coating.
Suitable for residential, commercial and industrial applications.
- **Versatile**
double sliding gate function available by selecting the master/slave option with ELPRO 63.
- **Tested and Certified**
in compliance with the existing European Norms EN 12445 and EN 12453, CE marking, type tested according to ITT PDC No. 0977-2010.



Detail of the LED lamp to indicate the status of the system with Junior 633 and possible failures of the system. Blue and Amber LED lights



Incorporated electronic control board ELPRO 63, pre-set to take the plug-in radio receiver



Details of the magnetic limit switch

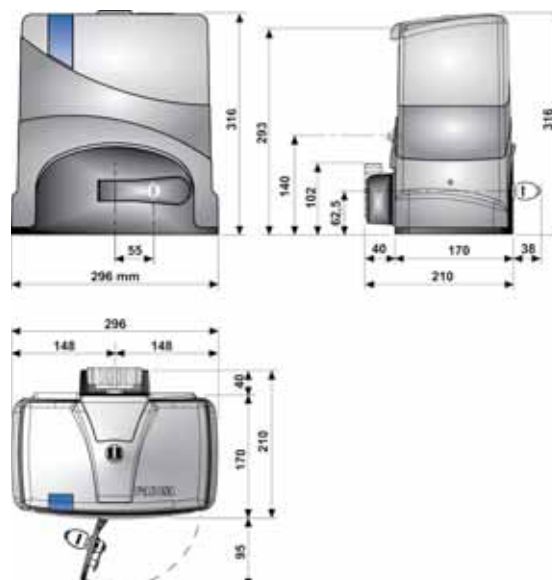


Manual override by coded key

technical data

Supply voltage	230 V - 50 Hz
Max. absorbed power	400 W
Max. absorbed current	2 A
Max. torque	600 N
Motor revolutions	1.350 rpm
Travel time	10 m/min
Gear ratio	1:31
Protection standards	IP 54
Oil type	Oil FADINI - code 706L
Working temperature	-20 °C +50 °C
Weight	11,3 kg
Frequency of use	intensive

OVERALL DIMENSIONS



OPTIONAL

Mechanical limit switch

Junior 633



Item code No.	Model	Specifications		Applications
		Version	Incorporated	Max. gate weight (kg) (*)
633L	Operator only JUNIOR 633	230 V	ELPRO 63	600

NOTE: geared motor operator complete with mounting base plate, anchoring bolts, driving gear, 2 x overriding coded keys and limit switch brackets.

(*) The gate structure, shape and wheels may affect the values as indicated.

Always make sure the gate is adequate to be automatically operated and remove any possible friction points.

SPECIFIC ACCESSORIES

Item code No.	Description
---------------	-------------



630L Electronic control board ELPRO 63



671L Mechanical limit switch set. Complete with striking plates and screws



2118L Nylon gear rack with fastening supports, module 4, 1 m bars – kit of 10 m - complete with screws and square washers



Complete KIT packages, consult the dedicated section on page 139

- packing
- safe
- strong for transport
- easy to handle



for Sliding Gates

for Swinging Gates

for Industrial Doors

for Garage Doors

Oil-hydraulic Road Barriers

Oil-hydraulic Retractable Bollards

Steady and Manual Posts

Electronic Controllers

Command Accessories

Safety and Signalling Accessories

Radio Receivers and Transmitters

Kits

Complete Systems

Junior 650



230 V electromechanical operator for sliding gates up to 1.200 kg

- **Design**
modern style, the cover is fitted with a blue LED light to provide indication of the operator status.
- **Quiet**
230 V - 0.5 HP geared motor operator, gear coupling in an oil bath, mounted on ball bearings.
- **Smart**
gate travel is simple to program by button.
Slowdown on opening and closing phases.
Magnetic limit switch as standard, mechanical as option.
- **Safe**
the combined action of the encoder and the constant monitoring of the efforts ensure the correct functioning of the gate, obstacles are duly detected and gate travel reversed. It is possible to connect all the safety devices to the incorporated control board ELPRO 63. Release handle to override by encoded key.
- **Strong and compact**
base plate of pressure cast aluminium, polyester powder coating. Suitable for industrial applications.
- **Versatile**
double sliding gate function available by selecting the master/slave option with ELPRO 63.
- **Tested and Certified**
in compliance with the existing European Norms EN 12445 and EN 12453, CE marking, type tested according to ITT PDC No. 0978-2010.



Detail of the LED lamp to indicate the status of the system with Junior 633 and possible failures in it. Blue and Amber LED lights



Incorporated electronic control board ELPRO 63, pre-set to take the plug-in radio receiver



Details of the magnetic limit switch as standard

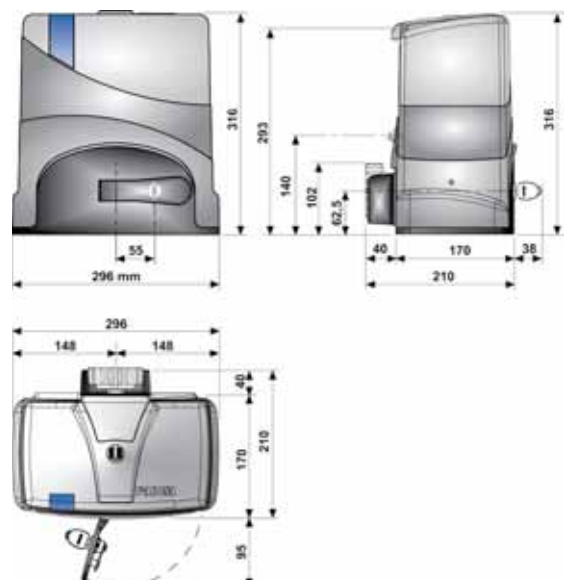


Manual override by coded key

technical data

Supply voltage	230V - 50 Hz
Max. absorbed power	510 W
Max. absorbed current	2,4 A
Max. torque	1.000 N
Motor revolutions	1.350 rpm
Travel time	10 m/min
Gear ratio	1:31
Protection standards	IP 54
Oil type	Oil FADINI - code 706L
Working temperature	-20 °C +50 °C
Weight	13,5 kg
Frequency of use	intensive

OVERALL DIMENSIONS



OPTIONAL

Mechanical limit switch

Junior 650



Item code No.	Model	Specifications		Applications
		Version	Incorporated	Max. gate weight (kg) (*)
650L	Operator only JUNIOR 650	230 V	ELPRO 63	1.200

NOTE: geared motor operator complete with mounting base plate, anchoring bolts, driving gear, 2 x overriding coded keys and limit switch brackets.

(*) The gate structure, shape and wheels may affect the values as indicated.

Always make sure the gate is adequate to be automatically operated and remove any possible friction points.

SPECIFIC ACCESSORIES

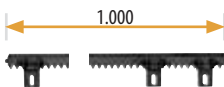
Item code No.	Description
---------------	-------------



630L Electronic control board ELPRO 63



671L Mechanical limit switch set. Complete with striking plates and screws



2118L Nylon gear rack with fastening supports, module 4, 1 m bars – kit of 10 m - complete with screws and square washers



Complete KIT packages, consult the dedicated section on page 140

- packing
- safe
- strong for transport
- easy to handle



for Sliding Gates

for Swinging Gates

for Industrial Doors

for Garage Doors

Oil-hydraulic Road Barriers

Oil-hydraulic Retractable Bollards

Steady and Manual Posts

Electronic Controllers

Command Accessories

Safety and Signalling Accessories

Radio Receivers and Transmitters

Kits

Complete Systems

Nyota 115



230 V and 400 V electromechanical operators for sliding gates up to 1.250 kg (0,5 HP model) and 1.850 kg (1,0 HP model).

- **Powerful and stylish**

Operator with gear coupling of bronze and steel in an oil bath, mounted on ball bearings of extremely high level quality and reliability. Electric motors of various power rating.

- **Reliable**

Aluminium gear box and cover are a total guarantee of long life over the time.

- **Safe**

Adjustable torque control provided by a mechanical clutch system.

- **Versatile**

A complete range of models.

Suitable for heavy duty residential and industrial applications.

Electronic control board incorporated inside NYOTA 115 or outside in a separate plastic box.

- **Tested and certified**

CE marking and type testing according to ITT PDC No.2389-2008.



Detail of the incorporated control board ELPRO 12 Plus

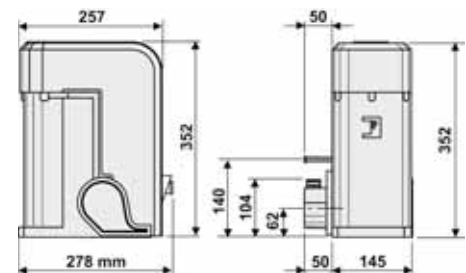


Detail of NYOTA 115 with magnetic limit switch



Fixing base plate

OVERALL DIMENSIONS



technical data

	SINGLE-PHASE (0,5 HP)	THREE-PHASE (0,5 HP)	SINGLE-PHASE (1,0 HP)	THREE-PHASE (1,0 HP)
Supply Voltage	230 Vac - 50 Hz	230/400 Vac - 50 Hz	230 Vac - 50 Hz	230/400 Vac - 50 Hz
Absorbed Power	600 W	575 W	1.130 W	1.030 W
Absorbed Current	3,2 A	2,1/1,2 A	5,7 A	3,7/2,2 A
Power Output	0,37 kW	0,37 kW	0,73 kW	0,73 kW
Motor Revolutions	1.380 rpm			
Capacitor	30 µF		40 µF	
Gear Rated Torque	40 Nm	40 Nm	80 Nm	80 Nm
Travel Time	10 m/min			
Gear Ratio	1/32			
Working Temperature	-25 °C +80 °C			
Limit Switch	mechanical			
Protection Standard	IP 55			
Oil Type	Oil FADINI - code 706L			
Motor Weight	18,5 kg	18 kg	20 kg	19,5 kg
Frequency of Use	intensive	very intensive	cintensive	very intensive

Nyota 115



for Sliding Gates

for Swinging Gates

for Industrial Doors

for Garage Doors

Oil-hydraulic Road Barriers

Oil-hydraulic Retractable Bollards

Steady and Manual Posts

Electronic Controllers

Command Accessories


Safety and Signalling Accessories

Radio Receivers and Transmitters

Kits











Complete Systems




Item code No.	Model	Specifications				Applications
		Version	Power (kW/HP)	 incorporated	Limit switch	Max. gate weight (kg) (*)
113L	NYOTA 115	Three-phase	0,37 / 0,5		mechanical	1.250
114L	NYOTA 115	Three-phase	0,73 / 1,0		mechanical	1.850
116L	NYOTA 115	Single-phase	0,37 / 0,5		mechanical	1.200
117L	NYOTA 115	Single-phase	0,73 / 1,0		mechanical	1.800
121L	NYOTA 115	Single-phase	0,37 / 0,5	ELPRO 12 Plus	mechanical	1.200
122L	NYOTA 115	Single-phase	0,73 / 1,0	ELPRO 12 Plus	mechanical	1.800
1240L	NYOTA 115 REVERSIBLE	Three-phase	0,37 / 0,5		mechanical	1.250
1250L	NYOTA 115 REVERSIBLE	Single-phase	0,37 / 0,5		mechanical	1.200
113123L	NYOTA 115	Three-phase	0,37 / 0,5		magnetic	1.250
114123L	NYOTA 115	Three-phase	0,73 / 1,0		magnetic	1.850
116123L	NYOTA 115	Single-phase	0,37 / 0,5		magnetic	1.200
117123L	NYOTA 115	Single-phase	0,73 / 1,0		magnetic	1.800
121123L	NYOTA 115	Single-phase	0,37 / 0,5	ELPRO 12 Plus	magnetic	1.200
122123L	NYOTA 115	Single-phase	0,73 / 1,0	ELPRO 12 Plus	magnetic	1.800
1240123L	NYOTA 115 REVERSIBLE	Three-phase	0,37 / 0,5		magnetic	1.250
1250123L	NYOTA 115 REVERSIBLE	Single-phase	0,37 / 0,5		magnetic	1.200

NOTE: each operator comes complete with ground fixing base plate, incorporated limit switch, limit switch plates and release spanner.
(*) The gate structure, shape and wheels may affect the values as indicated. Always make sure the gate is adequate to be automatically operated and remove any possible friction points.

SPECIFIC ACCESSORIES

Item No.	Description
 118L	Line switch with voltage cut-off to fit the control board ELPRO 12 PLUS
 119L	Lock to be fitted to the operator cover, with 2 keys
 204L	Zinc gear rack with fixing holes, thickness 30x8, module 4, 1 m bars
 207L	Zinc gear rack with fixing holes, thickness 30x12, module 4, 1 m bars
208L	Gear rack fixing set: spacer, screw and washer
 2039L	Zinc gear rack 22 x 22 - module 4, in 2 m bars
 2118L	Nylon gear rack with fixing supports, module 4, 1 m bars - 10 m kit pack - with screws and square washers
 706L	"FADINI Oil" for geared motor operators, 2 l container
 216L	16 µF capacitor with electric cable
 7066L	30 µF capacitor with electric cable
 7067L	40 µF capacitor with electric cable

SPECIFIC ELECTRONIC CONTROLLERS

 Item No.	Description	Service	Weather-proof, polycarbonate box
5579L	ELPRO 10 F (pre-set for the electronic brake)	Single-/Three-phase	✓
5582L	ELPRO 10 DSA (pre-set for the electronic brake)	Single-/Three-phase	✓
7047L	ELPRO 27	Single-phase	✓
7055L	ELPRO 10 PLUS	Single-/Three-phase	✓
7058L	ELPRO 12 PLUS	Single-phase	✓
7087L	ELPRO 37	Single-/Three-phase	✓

NOTE: For complete information about the electronic controllers, consult the dedicated section from page 102 onwards

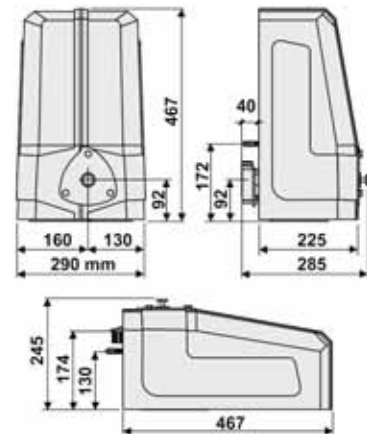
Mec 200



230 V and 400 V electromechanical operators for sliding gates up to 1.250 kg (0,5 HP model), 1.850 Kg (1,0 HP model) and 2.000 Kg (1,5 HP model).

- **Powerful**
Operator with gear coupling of bronze and steel in an oil bath, mounted on ball bearings of extremely high level quality and reliability.
Electric motors of various power rating.
- **Reliable**
Aluminium gear box and cover are a total guarantee of long life over the time.
- **Safe**
Adjustable torque control provided by a mechanical clutch system.
- **Robust and compact**
Base plate of pressure cast aluminium.
- **Versatile**
A complete range of models. Horizontal and Vertical options
Suitable for heavy duty and industrial applications.
Electronic control board incorporated inside MEC 200 or outside in a separate plastic box.
- **Tested and certified**
CE marking and type testing according to ITT PDC No.2388-2008.

OVERALL DIMENSIONS



Horizontal version



Vertical geared motor without cover




Fixing base plate

technical data

	SINGLE-PHASE (0,5 HP)	THREE-PHASE (0,5 HP)	SINGLE-PHASE (1,0 HP)	THREE-PHASE (1,0 HP)	THREE-PHASE (1,5 HP)
Supply Voltage	230 Vac - 50 Hz	230/400 Vac - 50 Hz	230 Vac - 50 Hz	230/400 Vac - 50 Hz	230/400 Vac - 50 Hz
Absorbed Power	510 W	575 W	1.130 W	1.030 W	1.500 W
Absorbed Current	2,4 A	2,1/1,2 A	5,7 A	3,7/2,2 A	5,1/3 A
Power Output	0,37 kW	0,37 kW	0,73 kW	0,73 kW	1,1 kW
Motor Revolutions	1.380 rpm				
Capacitor	20 µF		30 µF		
Gear Rated Torque	40 Nm	40 Nm	80 Nm	80 Nm	110 Nm
Travel Time	10 m/min				
Gear Ratio	1/32				
Working Temperature	-25 °C +80 °C				
Limit Switch	mechanical				
Protection Standard	IP 55				
Lubrication type	Oil FADINI - code 706L				
Motor Weight	19,5 kg (horiz) - 19 kg (vert)	18,5 kg (horiz) - 18 kg (vert)	23,5 kg (horiz) - 23 kg (vert)	21,5 kg (horiz) - 21 kg (vert)	25,5 kg (horiz) - 25 kg (vert)
Frequency of Use	very intensive				








Mec 200



Item code No.	Model	vertical horizontal	Specifications				Applications
			Version	Power (kW/HP)	Air-cooled motor with electro-brake	 incorporated	Max. gate weight (kg) (*)
196L	MEC 200	—	Three-phase	0,37 / 0,5			1.250
197L	MEC 200	—	Three-phase	0,73 / 1,0			1.850
198L	MEC 200	—	Three-phase	1,1 / 1,5			2.000
199L	MEC 200	—	Three-phase	0,37 / 0,5		ELPRO 70/3 Plus	1.250
211L	MEC 200		Three-phase	0,37 / 0,5			1.250
212L	MEC 200		Three-phase	0,73 / 1,0			1.850
213L	MEC 200		Three-phase	1,1 / 1,5			2.000
215L	MEC 200		Three-phase	0,37 / 0,5		ELPRO 70/3 Plus	1.250
217L	MEC 200 REVERSIBLE		Three-phase	0,37 / 0,5			1.250
218L	MEC 200 REVERSIBLE		Single-phase	0,37 / 0,5			1.200
1964L	MEC 200	—	Single-phase	0,37 / 0,5			1.200
1975L	MEC 200	—	Single-phase	0,73 / 1,0			1.800
197567L	MEC 200	—	Single-phase	0,73 / 1,0	✓		1.800
19767L	MEC 200	—	Three-phase	0,73 / 1,0	✓		1.850
19867L	MEC 200	—	Three-phase	1,1 / 1,5	✓		2.000
1994L	MEC 200	—	Single-phase	0,37 / 0,5		ELPRO 70/3 Plus	1.200
2114L	MEC 200		Single-phase	0,37 / 0,5			1.200
2125L	MEC 200		Single-phase	0,73 / 1,0			1.800
212567L	MEC 200		Single-phase	0,73 / 1,0	✓		1.800
21267L	MEC 200		Three-phase	0,73 / 1,0	✓		1.850
21367L	MEC 200		Three-phase	1,1 / 1,5	✓		2.000
2154L	MEC 200		Single-phase	0,37 / 0,5		ELPRO 70/3 Plus	1.200

NOTE: each operator comes complete with ground fixing base plate, mechanical limit switch, limit switch plates and release spanner.
(*) The gate structure, shape and wheels may affect the values as indicated.
Always make sure the gate is adequate to be automatically operated and remove any possible friction points.

SPECIFIC ACCESSORIES

Item No.	Description
 206L	Safety switch with support for 24 V low voltage cut-off
 2097L	MEC 200 HORIZONTAL gear box with base plate, clutch and limit switch, without electric motor and cover
 2098L	MEC 200 VERTICAL gear box with base plate, clutch and limit switch, without electric motor and cover
204L	Zinc gear rack with fixing holes, thickness 30x8, module 4, 1 m bars
 207L	Zinc gear rack with fixing holes, thickness 30x12, module 4, 1 m bars
208L	Gear rack fixing set: spacer, screw and washer
 2039L	Zinc gear rack 22 x 22 – module 4, in 2 m bars
 706L	"FADINI Oil" for geared motor operators, 2 l container
 216L	16 µF capacitor with electric cable
7065L	20 µF capacitor with electric cable
7080L	12,5 µF capacitor with electric cable

SPECIFIC ELECTRONIC CONTROLLERS



Item No.	Description	Service	Weather-proof, polycarbonate box
5579L	ELPRO 10 F (pre-set for the electronic brake)	Single-phase/Three-phase	✓
5582L	ELPRO 10 DSA (pre-set for the electronic brake)	Single-phase/Three-phase	✓
7047L	ELPRO 27	Single-phase	✓
7055L	ELPRO 10 PLUS	Single-phase/Three-phase	✓
7060L	ELPRO 70/3 PLUS	Single-phase/Three-phase	
7087L	ELPRO 37	Single-phase/Three-phase	✓

NOTE: For complete information about the electronic controllers, consult the dedicated section from page 102 onwards

for Sliding Gates
for Swinging Gates
for Industrial Doors
for Garage Doors
Oil-hydraulic Road Barriers
Oil-hydraulic Retractable Bollards
Steady and Manual Posts
Electronic Controllers
Command Accessories
Safety and Signalling Accessories
Radio Receivers and Transmitters
Kits
Complete Systems

Fibo 300 - Fibo 400



Three-phase electromechanical operators for sliding gates up to 4.000 kg.

- **Solid**
FIBO 300 operator, with 1,5 HP - 400Vac motor for gate weight up to 2.500 kg. FIBO 400 operator with 3,0 HP - 400 Vac motor for gateweight up to 4.000 kg. For industrial installations.
- **Reliable**
Worm-gear assembly made of bronze and steel, in an oil bath, all supported by bearings.
Mechanical clutch system for torque control to make it safe.
- **Protected**
The geared motors are enclosed in protective cabinets made of steel sheet.
- **Functional**
The electronic control box, enclosing ELPRO 10PLUS and the power contactors, is located inside the protection cabinet.
Mechanical limit switches.



FIBO 300 Internal view with electronic controller (optional)



FIBO 400 Internal view with electronic controller (optional)



FIBO 300 without cover



FIBO 400 without cover



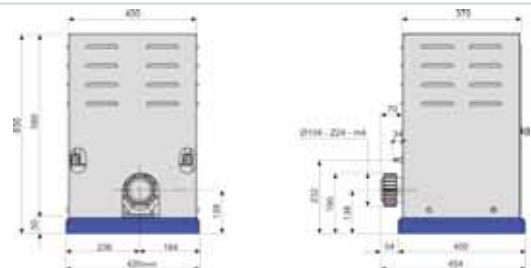
Installation example

technical data

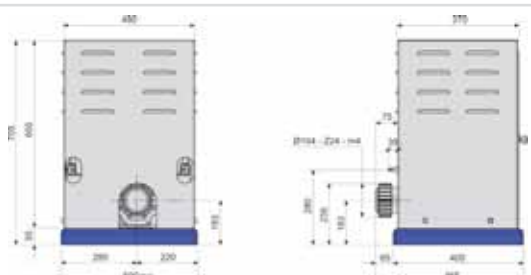
	FIBO 300	FIBO 400
Supply Voltage	230/400 Vac - 50 Hz	230/400 Vac - 50 Hz
Absorbed Power	1.500 W	2.800 W
Absorbed Current	5,1/3 A	9,4/5,4 A
Power Output	1,1 kW (1,5 HP)	2,2 kW (3,0 HP)
Motor Revolutions	1.400 rpm	
Gear Rated Torque	128 Nm	311,4 Nm
Travel Time	12 m/min	10,2 m/min
Gear Ratio	1/32	1/42
Working Temperature	-25 °C +80 °C	
Limit Switch	mechanical	
Protection Standard	IP 55	
Oil type	Oil FADINI - code 706L	
Motor Weight	65 kg	105 kg
Frequency of Use	very intensive	

OVERALL DIMENSIONS

FIBO 300



FIBO 400



Fibo 300 - Fibo 400



for Sliding Gates

for Swinging Gates

for Industrial Doors

for Garage Doors

Oil-hydraulic Road Barriers

Oil-hydraulic Retractable Bollards

Steady and Manual Posts

Electronic Controllers

Command Accessories

Safety and Signalling Accessories

Radio Receivers and Transmitters

Kits

Complete Systems

Item code No.	Model	Specifications			Applications
		Version	Power (kW/HP)	Limit switch	Max. gate weight (kg) (*)
3002L	FIBO 300	Three-phase	1,1 / 1,5	mechanical	2.500
4002L	FIBO 400	Three-phase	2,2 / 3,0	mechanical	4.000


NOTE: complete with ground fixing base plate, incorporated mechanical limit switch, limit switch striking plates, housing, 2 cover lock keys, 1 release spanner, without control box.

(*) The gate structure, shape and wheels may affect the values as indicated.

Always make sure the gate is adequate to be automatically operated and remove any possible friction points.



SPECIFIC ACCESSORIES



Item No.	Description
2039L	Zinc gear rack 22 x 22 – module 4, in 2 m bars

SPECIFIC ELECTRONIC CONTROLLERS



Item No.	Description	Service	Weather-proof, polycarbonate box
1425L	ELPRO 10 PLUS with power contactors and IP 65 water-tight box	Three-phase	✓
1428L	ELPRO 10 PLUS with power contactors without IP 65 water-tight box	Three-phase	

NOTE: For complete information about the electronic controllers, consult the dedicated section from page 102 onwards



Oil-hydraulic and Electromechanical Automation for Swinging Gates

Guide to Applications



Oil-hydraulic Operator for External Mount

HINDI 880 SPRINT - for gate leafs up to 2,3 m each	<i>page 30</i>
NUPI 66 - for gate leafs up to 2,5 m each	<i>page 32</i>
HINDI 880 - for gate leafs up to 4 m each	<i>page 34</i>
APROLI 280 BATT - for gate leafs up to 2 m each	<i>page 44</i>
APROLI 280/700 STRONG - for gate leafs up to 3 m each	<i>page 46</i>



Electromechanical Operator for External Mount

BART 350 - for gate leafs up to 2,3 m each	<i>page 42</i>
---	----------------



Oil-hydraulic Operator for External Mount

MEC 800 SPECIAL - for gate leafs up to 10 m each	<i>page 38</i>
---	----------------



Oil-hydraulic Operator for Underground Installation

COMBI 740 - for gate leafs up to 4 m each	<i>page 48</i>
COMBI 787 - for gate leafs up to 6 m each	<i>page 52</i>
DRIVE 700 - for gate leafs up to 4 m each	<i>page 54</i>

Explanatory Drawing and general layout of the installation

Command accessories *page 112*

Aerial	<i>page 128</i>
Flasher	<i>page 128</i>
Stand alone receiver	<i>page 130</i>
Electronic controller	<i>page 102</i>
Plug-in receiver	<i>page 130</i>

4x1 + 2x1

4x1,5

4x1

2x1

230V 50Hz ±10%

4x1

4x1

4x1,5

2x1

Underground operator *page 48*

Transmitters	<i>page 130</i>
Photocells	<i>page 120</i>

Oil-hydraulic operator *page 30*



Oil-hydraulic Operator for Swinging Gates up to 2,3 m per Leaf.

- **Oil-hydraulic**
Valve assembly complete with adjustable pressure screws.
Protected manual release device.
- **Robust**
Structure entirely made of aluminium.
Easy to install and adjust.
Suitable to residential installations.
Kit format complete with accessories.
- **Versions**
Reversible non locking.
Locking by hydraulic device in Close gate position, or double locking.



Rear fixing



Front fixing steel shaft



Open and Close thrust power adjustable by screws



Installation examples

technical data

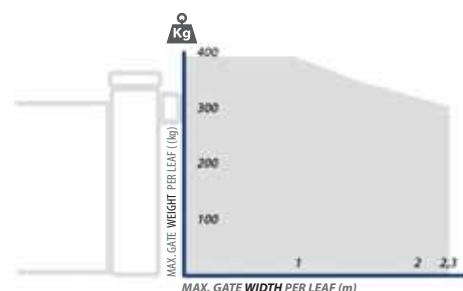
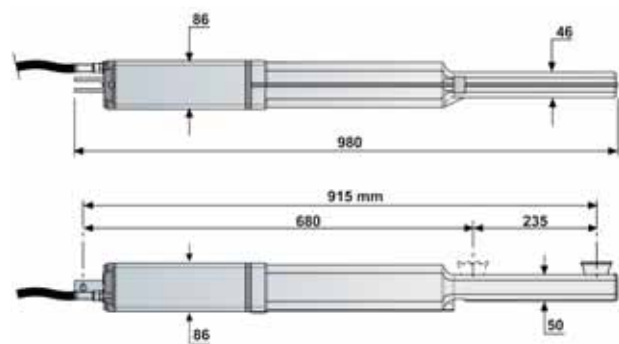
Supply Voltage	230 Vac- 50 Hz
Absorbed Power	250 W
Absorbed Current	1,2 A
Shaft Travel	235 mm
Shaft Diameter	16 mm
Opening/closing Linear Speed	~ 16 mm/s
Opening Thrust Power	0 ÷ 5.100 N
Closing Thrust Power	0 ÷ 6.200 N
Working Temperature	-25 °C +80 °C (*)
Oil Type	Oil FADINI - code 708L
Protection Standards	IP 67
Frequency of Use	intensive
Weight	9,5 kg

(*) -40°C with specific optional accessories page 11

VERSIONS

SHAFT TRAVEL	GATE WIDTH PER LEAF
	maximum 2,3 m
235 mm	non locking, electric lock required
	double and single locking in closed gate position

OVERALL DIMENSIONS



The gate structure, design (solid, in-filled), height and strong wind pressure may affect and decrease the indicated values. Make always sure the gate structure is adequate to automation.



Hindi 880 Sprint



for Sliding Gates

for Swinging Gates

for Industrial Doors

for Garage Doors

Oil-hydraulic Road Barriers

Oil-hydraulic Retractable Bollards

Steady and Manual Posts

Electronic Controllers

Command Accessories

Safety and Signalling Accessories

Radio Receivers and Transmitters

Kits

Complete Systems

Item code No.	Model	Version	Applications	
		Hydraulic locking device	Single gate max. width (m)	Single gate max. weight (kg)
887L	Operator only HINDI 880 SPRINT (*)	reversible	2,3	400
888L	Operator only HINDI 880 SPRINT (*)	on closed gate	2,3	400
889L	Operator only HINDI 880 SPRINT (*)	bidirectional	2,3	400
8802L	HINDI 880 SPRINT pack (**)	reversible	2,3	400
8803L	HINDI 880 SPRINT pack (***)	on closed gate	2,3	400
8840L	HINDI 880 SPRINT pack (****)	bidirectional	2,3	400

NOTE: the operator comes complete with rear and front fixing plates to weld, electric cable and release key.
With the non locking versions (reversible), an electric lock is required.

(*) Specify Right- or Left-handed version for the operator cover to fit.

(**) The pack includes 2 non locking operators, 1 electronic controller ELPRO 13 exp, 1x LED flasher MIRI 4.

(***) The pack includes 2 locking-on-closed-gate operators, 1 electronic controller ELPRO 13 exp, 1x LED flasher MIRI 4.

(****) The pack includes 2 bidirectional locking operators, 1 electronic controller ELPRO 13 exp, 1x LED flasher MIRI 4.

NOTE: It is always recommended to install an electric lock with gate leafs wider than 2,0 m.

SPECIFIC ACCESSORIES



Item Code No.	Description
708L	Biodegradable hydraulic oil type "FADINI OIL" in 2 l container

SPECIFIC ELECTRONIC CONTROLLERS



Item No.	Description	Service	Weather-proof polycarbonate box
7079L	ELPRO 13 exp	Single-phase	✓

NOTE: for complete information about the electronic controllers consult the dedicated section from page 102 onwards.



Complete kit packs available, consult the dedicated section on page 142



- packing
- safe
 - strong for transport
 - easy to handle





Oil-hydraulic operator for swinging gates up to 2,5 m width per leaf.

- Innovative**
 Oil-hydraulic operator where thrust power is electronically controlled by ELPRO 7RP board. Starting capacitor incorporated. Easy to install and to adjust. Suitable for residential applications. Sold in kits complete with accessories.
- Practical**
 Quick-to-respond release system by custom-coded key.
- Tested and certified**
 CE marking and type testing according to ITT PDC No.2391-2008



Rear fixing



release cover



Manual release
by coded key




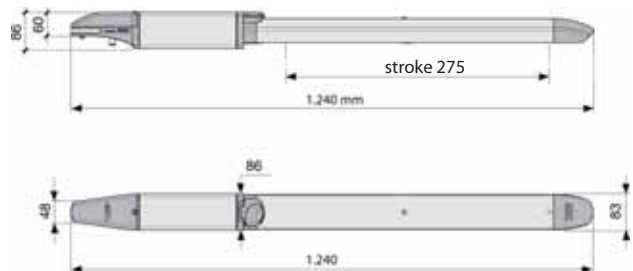
Installation example

technical data

Supply Voltage	230 Vac- 50 Hz
Absorbed Power	250 W
Absorbed Current	1,2 A
Shaft Travel	275 mm
Shaft Diameter	16 mm
Linear Speed	~ 13 mm/s
Thrust Power	3.100 N
Working Temperature	-20 °C +80 °C (*)
Oil Type	Oil FADINI - code 708L
Protection Standards	IP 67
Frequency of Use	intensive
Weight	8 kg

(*) -40°C with specific optional accessories page 11.

OVERALL DIMENSIONS



The gate structure, design (solid, in-filled), height and strong wind pressure may affect and decrease the indicated values. Make always sure the gate structure is adequate to automation.



Nupi 66



for Sliding Gates

for Swinging Gates

Item code No.	Model	Version	Applications	
		Hydraulic locking device	Single gate max. width (m)	Single gate max. weight (kg)
661L	Operator only NUPI 66	on closed gate	2,5	400
663L	Operator only NUPI 66	on closed gate	2,5	400

NOTE: the operator comes complete with rear and front fixing plates to weld, release key and electric cable (only with item No. 663L).
NOTE: It is always recommended to install an electric lock with gate leafs wider than 2,0 m.

for Industrial Doors

for Garage Doors

Oil-hydraulic Road Barriers

SPECIFIC ACCESSORIES



Item Code No.	Description
708L	Biodegradable hydraulic oil type "FADINI OIL" in 2 l container

Oil-hydraulic Retractable Bollards

Steady and Manual Posts

Electronic Controllers

SPECIFIC ELECTRONIC CONTROLLERS



Item No.	Description	Service	Weather-proof polycarbonate box
6610L	ELPRO 7 RP	Single-phase	✓

NOTE: for complete information about the electronic controllers consult the dedicated section from page 102 onwards.

Command Accessories

Safety and Signalling Accessories

Radio Receivers and Transmitters

Kits

Complete Systems



Complete kit packs available, consult the dedicated section on page 143



- packing
- safe
- strong for transport
- easy to handle





Oil-hydraulic Operator for Swinging Gates to suit Residential, Commercial applications and Block of flats.

- **Reliable**
Oil-hydraulic technology and quality with all its internal components to ensure precise and quiet movements. Suitable for residential and industrial applications.
- **Quality**
Its component parts are unaffected by long run and far the less by weather conditions. Front fixing to gate by adjustable ball bearing eye.
- **Safe**
Thrust power control by adjustable maximum pressure valves.
- **Complete**
A vast range of versions to meet all and the most demanding application requirements: reversible non locking, locking in closed gate position or double locking in open and closed gate positions (bidirectional) by hydraulic device, braking (dampening) on closing only or in both directions.
- **Easy**
Quick release system by custom-coded key.
- **Tested and certified**
CE marking and type testing according to ITT PDC No.2392-2008.



Front fixing eye with ball bearing



Valve block sliding lid release and valve adjustment



Detail of the rear end cap



Installation example

technical data

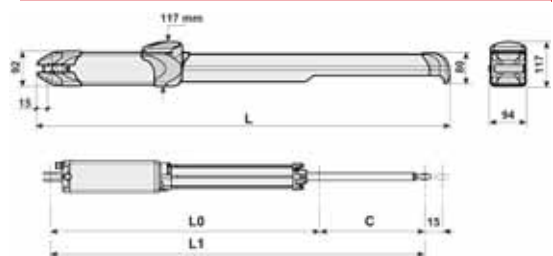
Shaft travel	150 mm	280 mm	400 mm
Supply Voltage	230 Vac- 50 Hz		
Absorbed Power	250 W		
Absorbed Current	1,2 A		
Pump Flow Rate	1,4 l/min [P5]	1,4 l/min [P5] 0,85 l/min [P3]	
Shaft Diameter	20 mm	20 mm	20 mm
Opening Linear Speed	~ 15 mm/s	~ 17 mm/s [P5] ~ 11 mm/s [P3]	
Closing Linear Speed	~ 14 mm/s	~ 14 mm/s [P5] ~ 9 mm/s [P3]	
Opening Thrust Power	0 ÷ 4.000 N	0 ÷ 4.200 N [P5] 0 ÷ 4.700 N [P3]	
Closing Thrust Power	0 ÷ 5.600 N	0 ÷ 5.400 N [P5] 0 ÷ 6.300 N [P3]	0 ÷ 5.200 N [P5] 0 ÷ 6.300 N [P3]
Working Temperature	-25 °C +80 °C (*)		
Oil Type	Oil FADINI - code 708L		
Protection Standards	IP 67		
Frequency of Use	very intensive		
Weight	9,5 kg	11 kg	14 kg

(*)-40°C with specific optional accessories page 11.

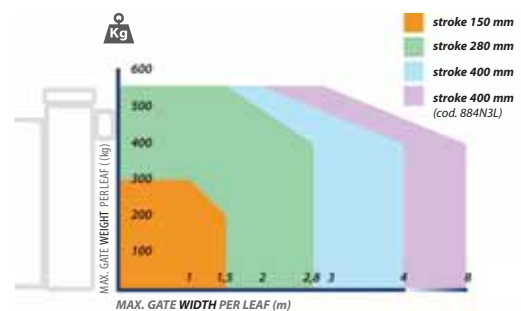
MODELS

non locking	Locking Close	Double Locking (Bidirectional)	Braking on Opening/Closing and Closing
-------------	---------------	--------------------------------	--

OVERALL DIMENSIONS



C (real stroke)	L	L0	L1
145	830	605	750
275	1.094	732	1.007
395	1.374	885	1.280



The gate structure, design (solid, in-filled), height and strong wind pressure may affect and decrease the indicated values. Make always sure the gate structure is adequate to automation.

Hindi 880

The various types of Hindi 880 are specified in the three diagrams that follow indicating the specific piston stroke.



for Sliding Gates

for Swinging Gates

for Industrial Doors

for Garage Doors

Oil-hydraulic Road Barriers

Oil-hydraulic Retractable Bollards

Steady and Manual Posts

Electronic Controllers

Command Accessories

Safety and Signalling Accessories

Radio Receivers and Transmitters

Kits

Complete Systems



stroke 150 mm						
Item code No.	Version				Applications	
	Hydraulic locking device	Braking	Opening time (s) [*]	Pump	Single gate max. width (m)	Single gate max. weight (kg)
891N5L	reversible		~10	P5	1,5	300
892BB5L	bidirectional		~10	P5	1,5	300
893B5L	on closed gate		~10	P5	1,5	300
89177N5L	reversible	on closing	~10 + T.fr.	P5	1,5	300
89277BB5L	bidirectional	on closing	~10 + T.fr.	P5	1,5	300
89377B5L	on closed gate	on closing	~10 + T.fr.	P5	1,5	300
89184N5L	reversible	on opening/closing	~10 + T.fr.	P5	1,5	300
89284BB5L	bidirectional	on opening/closing	~10 + T.fr.	P5	1,5	300
89384B5L	on closed gate	on opening/closing	~10 + T.fr.	P5	1,5	300

[*]: The value indicated is an average time, it can change depending on external factors.

NOTE: Complete with front and rear plates to weld, cover with "G" spanner, 2 keys to open the sliding lid, rear end cap and electric cable.

NOTE: T.fr. stands for Braking Time, a value changing according to the setting made to the operator.

Hindi 880

stroke 280 mm

Item code No.	Version				Applications	
	Hydraulic locking device	Braking	Opening time (s) [*]	Pump	Single gate max. width (m)	Single gate max. weight (kg)
881N5L	reversible		~17	P5	2,8	550
882B5L	on closed gate		~17	P5	2,8	550
883BB5L	bidirectional		~17	P5	2,8	550
88177N5L	reversible	on closing	~17 + T.fr.	P5	2,8	550
88277B5L	on closed gate	on closing	~17 + T.fr.	P5	2,8	550
88377BB5L	bidirectional	on closing	~17 + T.fr.	P5	2,8	550
88184N5L	reversible	on opening/closing	~17 + T.fr.	P5	2,8	550
88284B5L	on closed gate	on opening/closing	~17 + T.fr.	P5	2,8	550
88384BB5L	bidirectional	on opening/closing	~17 + T.fr.	P5	2,8	550
881N3L	reversible		~26	P3	3,2	550
882B3L	on closed gate		~26	P3	3,2	550
883BB3L	bidirectional		~26	P3	3,2	550
88177N3L	reversible	on closing	~26 + T.fr.	P3	3,2	550
88277B3L	on closed gate	on closing	~26 + T.fr.	P3	3,2	550
88377BB3L	bidirectional	on closing	~26 + T.fr.	P3	3,2	550
88184N3L	reversible	on opening/closing	~26 + T.fr.	P3	3,2	550
88284B3L	on closed gate	on opening/closing	~26 + T.fr.	P3	3,2	550
88384BB3L	bidirectional	on opening/closing	~26 + T.fr.	P3	3,2	550

[*]: The value indicated is an average time, it can change depending on external factors.

NOTE: Complete with front and rear plates to weld, cover with "G" spanner,
2 keys to open the sliding lid, rear end cap and electric cable.

NOTE: T.fr. stands for Braking Time, a value changing according to the setting made to the operator.





Item code No.	Version				Applications	
	Hydraulic locking device	Braking	Opening time (s) [*]	Pump	Single gate max. width (m)	Single gate max. weight (kg)
894N5L	reversible		~26	P5	4	550
895B5L	on closed gate		~26	P5	4	550
896BB5L	bidirectional		~26	P5	4	550
89477N5L	reversible	on closing	~26 + T.fr.	P5	4	550
89577B5L	on closed gate	on closing	~26 + T.fr.	P5	4	550
89677BB5L	bidirectional	on closing	~26 + T.fr.	P5	4	550
89484N5L	reversible	on opening/closing	~26 + T.fr.	P5	4	550
89584B5L	on closed gate	on opening/closing	~26 + T.fr.	P5	4	550
89684BB5L	bidirectional	on opening/closing	~26 + T.fr.	P5	4	550
894N3L	reversible		~37	P3	4,5	550
895B3L	on closed gate		~37	P3	4,5	550
896BB3L	bidirectional		~37	P3	4,5	550
89477N3L	reversible	on closing	~37 + T.fr.	P3	4,5	550
89577B3L	on closed gate	on closing	~37 + T.fr.	P3	4,5	550
89677BB3L	bidirectional	on closing	~37 + T.fr.	P3	4,5	550
89484N3L	reversible	on opening/closing	~37 + T.fr.	P3	4,5	550
89584B3L	on closed gate	on opening/closing	~37 + T.fr.	P3	4,5	550
89684BB3L	bidirectional	on opening/closing	~37 + T.fr.	P3	4,5	550
884N3L	reversible		~45	P3	8	550
88477N3L	reversible	on closing	~45 + T.fr.	P3	8	550
88484N3L	reversible	on opening/closing	~45 + T.fr.	P3	8	550

[*]: The value indicated is an average time, it can change depending on external factors.





NOTE: Complete with front and rear plates to weld, cover with "G" spanner, 2 keys to open the sliding lid, rear end cap and electric cable.

NOTE: T.fr. stands for Braking Time, a value changing according to the setting made to the operator.


TECHNICAL NOTES

- It is always recommended to install an electric lock with gate leaves wider than 2,0 m.
- With gate leaves wider than 4 m each it is recommended to install always the non locking version (reversible) and an electric lock.
- The oil-hydraulic HINDI 880 operators, identified with the letter "N", are non locking versions (reversible). For these ones an electric lock is required to be fitted to the gate.
- On request, a special P10 fast version is available: consult our technical department in case of particular installation requirements.

SPECIFIC ACCESSORIES

Item No.	Description
 8310L	120x120 mm pre-bored plate to weld on to the front fixing
 8311L	150x150 mm pre-bored plate to weld on to the rear fixing
 8312L	84x84 mm reinforcement plate for fixing
 708L	Hydraulic, biodegradable "FADINI OIL" in 2 l container

SPECIFIC ELECTRONIC CONTROLLERS

Item No.	Description	Service	Weather-proof polycarbonate box
 7047L	ELPRO 27	Single-phase	✓
7051L	ELPRO 33 exp	Single-phase	✓
7079L	ELPRO 13 exp	Single-phase	✓

NOTE: For complete information about the electronic controllers, consult the dedicated section from page 102 onwards

Mec 800 Special



External oil-hydraulic operator for swinging gates of large dimensions. With separate motor-pump.

• **Robust**

Oil-hydraulic motor-pump separated from the piston actuator. Capable to operate large and heavy (even in-filled) gates, doors and trap doors without limit of operations. For industrial applications.

• **Complete range**

Numerous shaft travel options (up to 1 metre) to meet any gate requirements. Two actuators per gate side are possible thanks to the double-tank motor-pump unit.

• **Reliable**

Each component is of extremely high quality level and is made to endure the most harsh weather conditions.



Oil-hydraulic motor-pump
MEC 700/80 VENTIL
2 l capacity



Oil-hydraulic motor-pump
MEC 700/80 VENTIL
double-tank
4,5 l capacity



Connection to the
6-way oil pipe
block



Front fixing with
adjustable eye
bearing



Oil-hydraulic motor-pump
MEC 700/80 VENTIL
double-tank
inside the enclosure

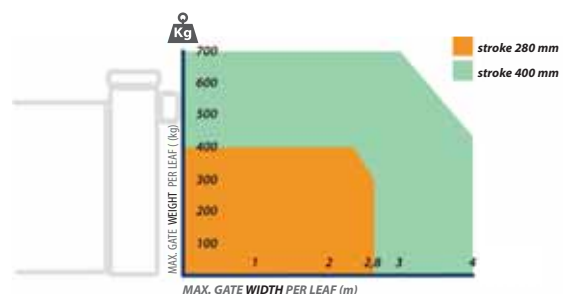
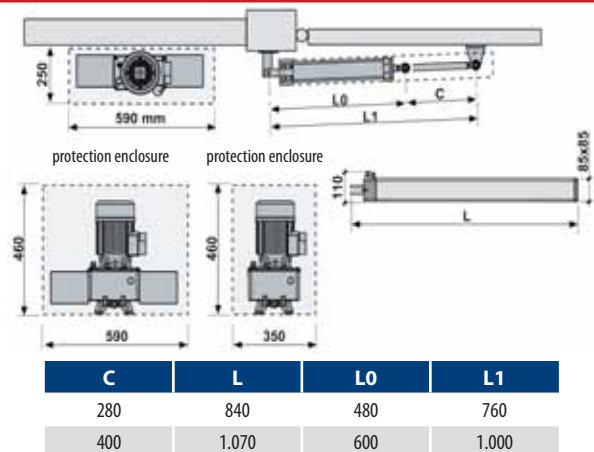
technical data

Motor-pump MEC 700/80 VENTIL	
Supply Voltage	230 Vac - 50 Hz
Absorbed Power	510 W
Absorbed Current	2,4 A
Max. Pressure	40 atm
Working Temperature	-25 °C +80 °C (*)
Protection Standards	IP 67
Pump Flow Rate	1,6 l/min [P6] 0,85 l/min [P12]
Oil Type	Oil FADINI - code 708L
Frequency of Use	very intensive
Weight - Item 7014P6L	10 kg
Weight - Item 7012L	5,5 kg
Weight - Item 7037L	7,2 kg

(*) -40°C with specific optional accessories page 11

MEC 800 PISTON	
Shaft diameter	22 mm
Piston stroke range	280 - 400 - 500 - 600 - 700 - 800 - 900 - 1.000 mm
Thrust power	0 ÷ 7.000 N
Motor run	
~ 28 s / stroke 280 mm	~ 63 s / stroke 700 mm
~ 44 s / stroke 400 mm	~ 72 s / stroke 800 mm
~ 45 s / stroke 500 mm	~ 81 s / stroke 900 mm
~ 54 s / stroke 600 mm	~ 90 s / stroke 1.000 mm

OVERALL DIMENSIONS



The gate structure, design (solid, in-filled), height and strong wind pressure may affect and decrease the indicated values. Make always sure the gate structure is adequate to automation.

Mec 800 Special



MEC 800 SPECIAL		RAMS		
Item code No.	Specifications		Applications	
	Shaft travel (mm)	Braking	Single gate max. width (m) (*)	Single gate max. weight (kg)
7012L	280		2,8	400
701277L	280	on closing	2,8	400
701284L	280	on opening/closing	2,8	400
7037L	400		4	700
703777L	400	on closing	4	700
703784L	400	on opening/closing	4	700
7114L	500		5	700
711477L	500	on closing	5	700
711484L	500	on opening/closing	5	700
7115L	600		6	800
711577L	600	on closing	6	800
711584L	600	on opening/closing	6	800
7116L	700		7	900
711677L	700	on closing	7	900
711684L	700	on opening/closing	7	900
7117L	800		8	1.000
711777L	800	on closing	8	1.000
711784L	800	on opening/closing	8	1.000
7118L	900		9	1.100
711877L	900	on closing	9	1.100
711884L	900	on opening/closing	9	1.100
7119L	1.000		10	1.200
711977L	1.000	on closing	10	1.200
711984L	1.000	on opening/closing	10	1.200

NOTE: complete with connection joints, cover and fixing plates to weld.

(*) for gate leaves wider than 5 m it is recommended that the gate structure be carefully assessed: gate posts and rotation hinges to be adequate to sustain the gate weight during the complete cycle of opening and closing movements.

MEC 700/80 VENTIL		OIL-HYDRAULIC MOTOR PUMP		
Item code No.	Specifications			
	Hydraulic locking device	Pump	Tank Type	
7014P6L	reversible	P6	Single	
701486P6L	reversible	P6	Double	
7022P6L	bidirectional	P6	Single	
702286P6L	bidirectional	P6	Double	
7014P12L	reversible	P12	Single	
701486P12L	reversible	P12	Double	
7022P12L	bidirectional	P12	Single	
702286P12L	bidirectional	P12	Double	



TECHNICAL NOTES

NOTE: It is always recommended to install an electric lock with gate leaves wider than 2,0 m.

NOTE: It is advised that the "P6" motor pump unit be preferably used.

The "P12" operating speed is twice as much that of "P6".










This value changes, though, according to the type of MEC 800 actuator fitted and the gate inertia.

NOTE: in case two actuators are fitted on each gate side, it is recommended that the double-tank motor pump unit be used.


NOTE: the double-tank motor pump is also required with actuators stroke 500 – 600 – 700 – 800 – 900 – 1.000 mm.

NOTE: an electric lock is needed with the non locking (reversible) version.

SPECIFIC ACCESSORIES

Item No.	Description
 7013L	4-way pipe connecting block
 7016L	Zinc-coated metal sheet enclosure to suit single-tank MEC 700/80 VENTIL motor-pump. Complete with vibration-preventing fastening support.
 7018L	Flexible pipe x 0,6 m
 7019L	Flow regulator with connecting joints
 7025L	Large enclosure with fastening support to suit double-tank MEC 700/80 VENTIL
 7038L	6-way pipe connecting block
 707L	Copper tube Ø 8 mm – 4 m (1 kg)
 708L	Biodegradable hydraulic "FADINI Oil" in 2 l container
 9730L	Thermal device with electric resistor to suit MEC 700/80 VENTIL motor-pump and COS 982 (BAYT 980 road barrier). Complete with 230 V – 50 Hz power supply cable.

SPECIFIC ELECTRONIC CONTROLLERS

Item No.	Description	Service	Weather-proof polycarbonate box
 7047L	ELPRO 27	Single-phase	✓
7051L	ELPRO 33 exp	Single-phase	✓
7079L	ELPRO 13 exp	Single-phase	✓

NOTE: for complete information about the electronic controllers, consult the dedicated section from page 102 onwards.

Complete
Systems

Kits

Radio Receivers
and Transmitters

Safety and
Signalling
Accessories

Command
Accessories

Electronic
Controllers

Steady and
Manual Posts

Oil-hydraulic
Retractable
Bollards

Oil-hydraulic
Road Barriers

for Garage
Doors

for Industrial
Doors

for Swinging
Gates

for Sliding
Gates



Bart 350



24 V electromechanical operator for swinging gates up to 2,3 m each leaf.

• Design

Modern shape with operator status indication by blue LED light on the cover.

• Quiet

24Vdc geared motor, all mounted on ball bearings.

• Smart

Simple automatic programming by pulsing a button for opening operations and slowdowns on approaching travel end and limit switches. Manual programming of gate delay times.

• Safe

The combined action of the encoder and the controller ELPRO 35M, with constant monitoring of the efforts ensure the correct functioning of the gate in that obstacles are duly detected and gate travel reversed. Release handle to override by encoded key.

• Strong and compact

Fixing base plate of zinc-coated steel; zinc-coated crash-preventing arm in two options: articulated or sliding. Limit switch micro-switch and opening gate stop as standard (closing gate stop as optional).

• Tested and certified

In compliance with the European Norms in force EN 12445 and EN 12453.



Release handle



Limit switch



ELPRO 35M Master controller
ELPRO 35S Slave control board

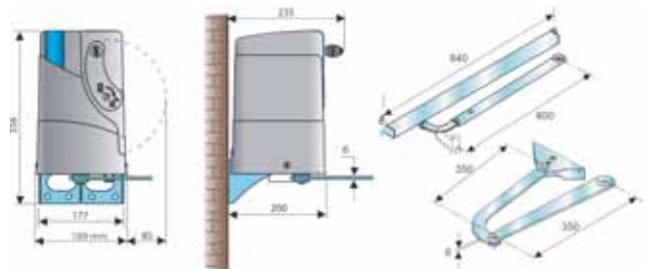


Installation example

technical data

Supply voltage	230 Vac - 50 Hz
Absorbed power	150 W
Absorbed current	5 A
Max. torque	180 Nm
Opening-closing time	16 s (95°)
Working temperature	-20 °C +50 °C
Protection standard	IP 53
Type of lubrication	grease
Weight	10 kg
Frequency of use	semi-intensive (30 cycles/hour)

OVERALL DIMENSIONS



The gate structure, design (solid, in-filled), height and strong wind pressure may affect and decrease the indicated values. Make always sure the gate structure is adequate to automation.

Bart 350



for Sliding Gates

for Swinging Gates

for Industrial Doors

for Garage Doors

Oil-hydraulic Road Barriers

Oil-hydraulic Retractable Bollards

Steady and Manual Posts

Electronic Controllers

Command Accessories


Safety and Signalling Accessories

Radio Receivers and Transmitters

Kits






Complete Systems



Item code No.	Model	Specifications		Applications	
		Version	incorporated 	Single gate max. width (m)	Single gate max. weight (kg)
351L	BART 350 Master	24 V	ELPRO 35M	2,3	300
352L	BART 350 Slave	24 V	ELPRO 35S	2,3	300

NOTE: complete with fixing base plate, cam and limit switch micro-switch, mechanical gate stop in Open gate position and electronic controller (ELPRO 35M or ELPRO 35S).

SPECIFIC ACCESSORIES

Item No.	Description
 358L	Articulated arm
 359L	Straight arm with sliding guide
 360L	Mechanical gate stop in Closed gate position
 3518L	Electronic board ELPRO 35M
 3519L	Electronic board ELPRO 35S



Complete KIT pack, consult the dedicated section on page 141



- packing
- safe
 - strong for transport
 - easy to handle



Aproli 280 Batt



Oil-hydraulic operator for external application to suit swinging gates mounted on large pillars.

- **Minimized visible impact on gate**

where large pillars are involved.
Quick to mount.

It ensures effective control of gate operations, though with minimum impact on gate design, even with the most demanding installations.

- **Versatile**

Wide range of versions to meet any installation requirements: reversible non locking, locking by oil-hydraulic device in opening and closing, flow regulator option.

- **Safe**

Pressure cast aluminium, cathaphoresis treated, anti-crash articulated arm.

Manual override can be accessed by coded key to release.



Operation to access the manual override device of Aproli 280 Batt



Thrust power adjustable by pressure valves



Protection cover and inner assembly



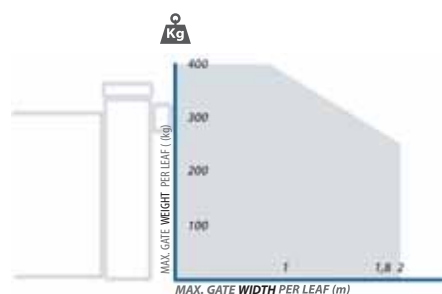
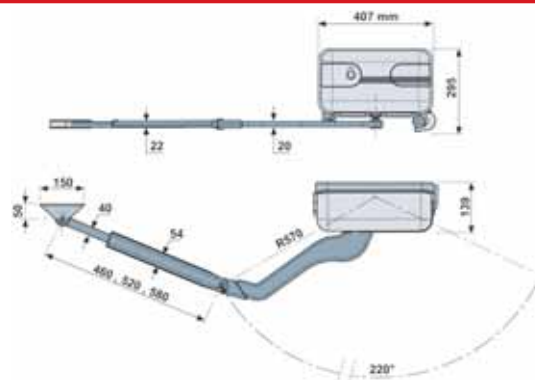
Example of installation

technical data

Supply voltage	230 Vac - 50 Hz
Absorbed power	250 W
Absorbed current	1,2 A
Power output	0,18 kW (0,25 HP)
Working torque	220-300 Nm
Shaft rotation	220 °
Rotation time	23 s
Working temperature	-20 °C +80 °C (*)
Protection standard	IP 67
Oil type	Oil FADINI - code 708L
Weight with arm	11 kg
Frequency of use	intensive

(*) -40°C with specific optional accessories page 11.

OVERALL DIMENSIONS



The gate structure, design (solid, in-filled), height and strong wind pressure may affect and decrease the indicated values. Make always sure the gate structure is adequate to automation.

VERSIONS

Non locking	Bidirectional locking	With flow regulator
-------------	-----------------------	---------------------

Aproli 280 Batt



for Sliding Gates

for Swinging Gates

for Industrial Doors

for Garage Doors

Oil-hydraulic Road Barriers

Oil-hydraulic Retractable Bollards

Steady and Manual Posts

Electronic Controllers

Command Accessories

Safety and Signalling Accessories

Radio Receivers and Transmitters

Kits

Complete Systems



Item code No.	Specifications			Applications	
	Hydraulic locking device	Flow regulator	Articulated arm	Single gate max. width (m)	Single gate max. weight (kg)
281L	bidirectional		✓	2	400
282L	bidirectional			2	400
285L	reversible		✓	2	400
286L	reversible			2	400
287L	bidirectional	✓	✓	2	400

NOTE: complete with cover, extensible articulated arm, gate fixing bracket, 2 coded keys for releasing operations.

NOTE: an electric lock is needed with the non locking version (reversible).

SPECIFIC ACCESSORIES

Item No.	Description
283L	Articulated arm
708L	Biodegradable hydraulic oil type "FADINI Oil" in 2 l container



SPECIFIC ELECTRONIC CONTROLLERS



Item No.	Description	Service	Weather-proof polycarbonate box
7047L	ELPRO 27	Single-phase	✓
7051L	ELPRO 33 exp	Single-phase	✓
7079L	ELPRO 13 exp	Single-phase	✓

NOTE: For complete information about the electronic controllers, consult the dedicated section from page 102 onwards.

Aproli 280/700 Strong



Oil-hydraulic operator for external application to suit swinging gates with a width of 3 m per leaf, mounted on large pillars.

• **Minimized visible impact on gate**

where large pillars are involved.
Quick to mount.

• **Versatile**

Wide range of versions to meet any installation requirements: reversible non locking, locking by oil-hydraulic device in opening and closing.

• **Safe**

Anti-crash articulated arm and manual override by coded release key.



Operation to access the manual override device of APROLI 280/700 Strong



Hydraulic thrust control by pressure valves



Cataphoresis-treated, steel articulated arm



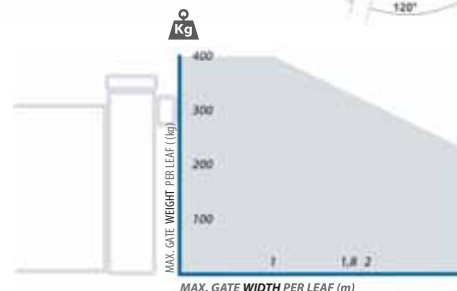
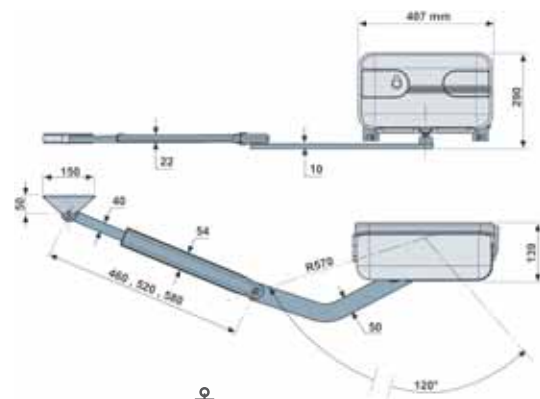
Cover and internal assembly

technical data

Supply voltage	230 Vac - 50 Hz
Absorbed power	250 W
Absorbed current	1,2 A
Power output	0,18 kW (0,25 HP)
Working torque	250-400 Nm
Shaft rotation	120°
Rotation time	23 s
Working temperature	-20 °C +80 °C (*)
Protection standard	IP 67
Oil type	Oil FADINI - code 708L
Weight with arm	20 kg
Frequency of use	very intensive

(*) -40°C with specific optional accessories, page 11.

OVERALL DIMENSIONS



The gate structure, design (solid, in-filled), height and strong wind pressure may affect and decrease the indicated values. Make always sure the gate structure is adequate to automation.

Aproli 280/700 Strong



Item code No.				Applications	
	Version	Hydraulic locking device	Articulated arm	Single gate max. width (m)	Single gate max. weight (kg)
298SXL	left-handed	bidirectional	✓	3	400
298DXL	right-handed	bidirectional	✓	3	400

NOTE: complete with cover, extensible articulated arm, gate fixing bracket, 2 coded release keys.
NOTE: It is always recommended to install an electric lock with gate leafs wider than 2,0 m.

for Sliding Gates

for Swinging Gates

for Industrial Doors

for Garage Doors

Oil-hydraulic Road Barriers

Oil-hydraulic Retractable Bollards

Steady and Manual Posts

Electronic Controllers

Command Accessories




Safety and Signalling Accessories

Radio Receivers and Transmitters


Kits

Complete Systems

SPECIFIC ACCESSORIES

Item No.	Description	Version
 299SXL	Articulated arm	Left-handed
 299DXL	Articulated arm	Right-handed
 708L	Biodegradable hydraulic oil type "FADINI Oil" in 2 l container	

SPECIFIC ELECTRONIC CONTROLLERS

Item No.	Description	Service	Weather-proof polycarbonate box
 7047L	ELPRO 27	Single-phase	✓
7051L	ELPRO 33 exp	Single-phase	✓
7079L	ELPRO 13 exp	Single-phase	✓

NOTE: For complete information about the electronic controllers, consult the dedicated section from page 102 onwards.



Oil-hydraulic underground operator for swinging gates.

- **Compact, strong and fully concealed assembly**
Oil-hydraulic motor pump and jack in a single enclosure. Maintenance free. Right- or left-handed versions.
- **Complete range**
To suit multiple users applications, commercial and industrial installations. 110° and 175° rotation options. Reversible non locking, with hydraulic bidirectional locking device, braking in both directions.
- **Reliable**
Oil-hydraulic technology and top quality with all the internal component parts to ensure safe and quiet movements. Max. gate weight 750 kg per leaf with standard version, not with the gate support enclosure. INOX (stainless steel) option available.
- **Gate support enclosure**
up to 350 kg per gate leaf.
- **Safe**
Emergency release bracket made of pressed steel and ergonomic spanner. Adjustable thrust power by pressure valves.
- **Tested and certified**
CE marking in compliance with ITT PDC No.2393-2008 type testing.



Optional STAINLESS steel top plate to be fitted on to the enclosure cover



Details of the adjustable valves for thrust power control



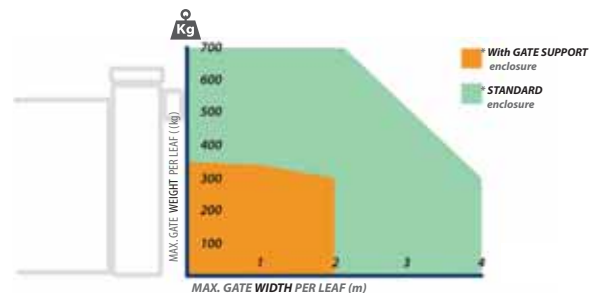
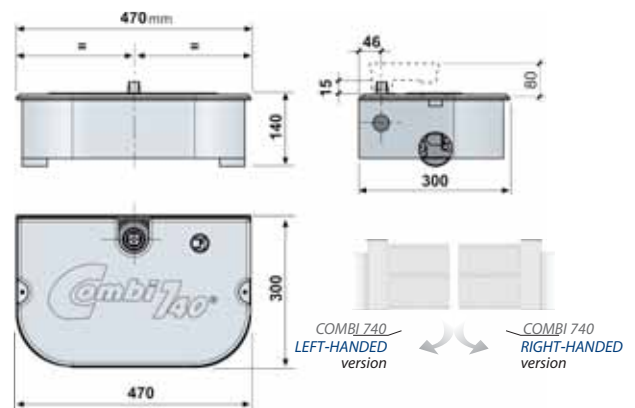
Examples of installation

technical data

Supply voltage	230 Vac - 50 Hz
Absorbed power	250 W
Absorbed current	1,2 A
Power output	0,18 kW (0,25 HP)
Working torque	250-400 Nm
Working temperature	-20 °C +80 °C (*)
Protection standard	IP 67
Oil type	Oil FADINI - code 708L
Opening/closing time	~ 23 s [110°] ~ 28 s [175°]
Weight with enclosure	27 kg
Frequency of use	very intensive

(*)-40°C with specific optional accessories, page 11.

OVERALL DIMENSIONS



The gate structure, design (solid, in-filled), height and strong wind pressure may affect and decrease the indicated values. Make always sure the gate structure is adequate to automation.

MODELS	ROTATION ANGLES
- Braking in opening and closing	110° and 175°
- Non braking	110° and 175°
- Hydraulic device for bidirectional locking	110° and 175°
- Non locking	110° and 175°
- With flow regulator	110° and 175°

An electric lock is recommended with gate leaves wider than 2 metres

Combi 740



for Sliding Gates

for Swinging Gates

for Industrial Doors

for Garage Doors

Oil-hydraulic Road Barriers

Oil-hydraulic Retractable Bollards

Steady and Manual Posts

Electronic Controllers

Command Accessories

Safety and Signalling Accessories

Radio Receivers and Transmitters

Kits

Complete Systems



Oil-hydraulic motor-pump/jack COMBI 740 (without enclosure)

110° shaft rotation angle

Item code No.	Specifications				Applications	
	Version	Bidirectional hydraulic locking device	Braking in opening/closing	Flow regulator	Single gate max. width (m)	Single gate max. weight (kg)
767N3SXL	left-handed				3	700
767N3DXL	right-handed				3	700
7677BB3SXL	left-handed	✓			3	700
7677BB3DXL	right-handed	✓			3	700
76778BB3SXL	left-handed	✓	✓		4	700
76778BB3DXL	right-handed	✓	✓		4	700
767789BB3SXL	left-handed	✓	✓	✓	4	700
767789BB3DXL	right-handed	✓	✓	✓	4	700
76779BB3SXL	left-handed	✓		✓	4	700
76779BB3DXL	right-handed	✓		✓	4	700
7678N3SXL	left-handed		✓		4	700
7678N3DXL	right-handed		✓		4	700
76789N3SXL	left-handed		✓	✓	4	700
76789N3DXL	right-handed		✓	✓	4	700
7679N3SXL	left-handed			✓	4	700
7679N3DXL	right-handed			✓	4	700

NOTE: COMBI 740s, identified with "N" in item code numbers, are non locking versions (reversible).
An electric lock is needed on to the gate.

NOTE: It is always recommended to install an electric lock with gate leaves wider than 2,0 m.

NOTE: The values showing gate width and weight are meant with the enclosure item No.745L.



Oil-hydraulic motor-pump/jack COMBI 740 (without enclosure)

175° shaft rotation angle

Item code No.	Specifications				Applications	
	Version	Bidirectional hydraulic locking device	Braking in opening/closing	Flow regulator	Single gate max. width (m)	Single gate max. weight (kg)
769N3SXL	left-handed				3	700
769N3DXL	right-handed				3	700
7697BB3SXL	left-handed	✓			3	700
7697BB3DXL	right-handed	✓			3	700
76978BB3SXL	left-handed	✓	✓		4	700
76978BB3DXL	right-handed	✓	✓		4	700
769789BB3SXL	left-handed	✓	✓	✓	4	700
769789BB3DXL	right-handed	✓	✓	✓	4	700
76979BB3SXL	left-handed	✓		✓	4	700
76979BB3DXL	right-handed	✓		✓	4	700
7698N3SXL	left-handed		✓		4	700
7698N3DXL	right-handed		✓		4	700
76989N3SXL	left-handed		✓	✓	4	700
76989N3DXL	right-handed		✓	✓	4	700
7699N3SXL	left-handed			✓	4	700
7699N3DXL	right-handed			✓	4	700

NOTE: COMBI 740s, identified with "N" in item code numbers, are non locking versions (reversible).
An electric lock is needed on to the gate.

NOTE: It is always recommended to install an electric lock with gate leaves wider than 2,0 m.


NOTE: The values showing gate width and weight are meant with the enclosure item No.745L.

SPECIFIC ACCESSORIES

Item No.	Description	Version	Rotation	Single gate max. weight (kg)
 745L	Zinc-coated steel protection enclosure with aluminium cover		110°/175°	700
 762L	STAINLESS steel protection enclosure with aluminium cover		110°/175°	700
 751L	STAINLESS steel top plate to fit the enclosure cover		110°/175°	
 761L	F-ring with square hole to be welded to the gate		110°/175°	
 746SXL	Plate with F-ring with square hole, to be welded to the gate	left-handed	110°/175°	
 746DXL	Plate with F-ring with square hole, to be welded to the gate	right-handed	110°/175°	
 748SXL	Pressed steel manual emergency release bracket with spanner	left-handed	110°/175°	
 748DXL	Pressed steel manual emergency release bracket with spanner	right-handed	110°/175°	
 747L	Preparatory distance support with base plate to be fitted inside the enclosure without operator		110°/175°	
 708L	Biodegradable hydraulic "FADINI Oil" in 2 l container			
 764L (*)	Zinc-coated gate support enclosure complete with aluminium cover		110°	350
 775SXL (*)	Pressed steel manual emergency release bracket to suit the gate support enclosure (item No.764L), with spanner and special reinforcement collar	left-handed	110°	
 775DXL (*)	Pressed steel manual emergency release bracket to suit the gate support enclosure (item No.764L), with spanner and special reinforcement collar	right-handed	110°	
 7033L	Gate-jack off-axis zinc-coated guide arm (recommended for COMBI 740/DRIVE 700 non braking, 175° rotation)		175°	

(*) until stock sold out.

SPECIFIC ELECTRONIC CONTROLLERS

Item No.	Description	Service	Weather-proof polycarbonate box
 7047L	ELPRO 27	Single-phase	✓
7051L	ELPRO 33 exp	Single-phase	✓
7079L	ELPRO 13 exp	Single-phase	✓

NOTE: For complete information about the electronic controllers, consult the dedicated section from page 102 onwards



for Sliding
Gates

for Swinging
Gates

for Industrial
Doors

for Garage
Doors

Oil-hydraulic
Road Barriers

Oil-hydraulic
Retractable
Bollards

Steady and
Manual Posts

Electronic
Controllers

Command
Accessories

Safety and
Signalling
Accessories

Radio Receivers
and Transmitters

Kits

Complete
Systems



Oil-hydraulic underground operator for swinging gates.

- **Compact, strong and fully concealed assembly**
Oil-hydraulic motor pump and jack in a single enclosure.
Zinc-coated steel inner driving arms.
- **Versatile**
To suit multiple users applications, commercial and industrial installations.
110° gate rotation.
Reversible non locking, with hydraulic bidirectional locking device, braking in both directions, and with flow regulator.
- **Gate support enclosure**
up to 1.000 kg gate-weight max. per leaf.
Made of solid sheet metal of 5 mm thickness, designed to offer the possibility to fit the mechanical gate stops in open and closed gate positions inside it.
- **Reliable**
Oil-hydraulic technology and top quality with all the internal component parts to ensure safe and quiet movements.
- **Safe**
Emergency release bracket made of pressed steel and ergonomic spanner. Adjustable thrust power by pressure valves.



Gate support enclosure



Detail of the emergency manual release



Mechanical gate stop inside the enclosure



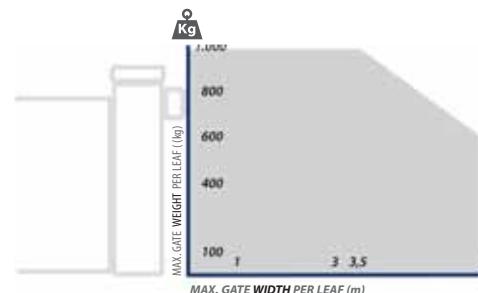
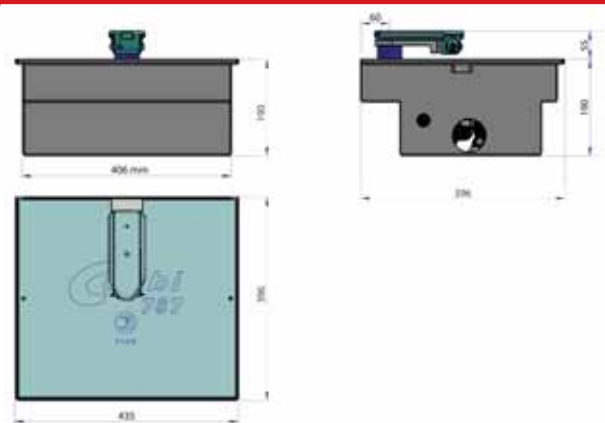
Detail of the motor-pump and jack

technical data

Supply voltage	230 Vac - 50 Hz
Absorbed power	250 W
Absorbed current	1,2 A
Power output	0,18 kW (0,25 HP)
Working torque	250-400 Nm
Working temperature	-20 °C +80 °C (*)
Protection standard	IP 67
Oil type	Oil FADINI - code 708L
Opening/closing time	~ 23 s [110°]
Frequency of use	very intensive
Weight with enclosure	34 kg

(*)-40°C with specific optional accessories, page 11.

OVERALL DIMENSIONS



The gate structure, design (solid, in-filled), height and strong wind pressure may affect and decrease the indicated values. Make always sure the gate structure is adequate to automation.

MODELS	ROTATION
- Braking in opening and closing	110°
- Non braking	110°
- Hydraulic bidirectional locking	110°
- Non locking	110°
- With flow regulator	110°

An electric lock is recommended with gate leaves wider than 2 metres

Combi 787



for Sliding Gates

for Swinging Gates

for Industrial Doors

for Garage Doors

Oil-hydraulic Road Barriers

Oil-hydraulic Retractable Bollards

Steady and Manual Posts

Electronic Controllers

Command Accessories

Safety and Signalling Accessories

Radio Receivers and Transmitters

Kits

Complete Systems



Oil-hydraulic motor-pump/jack COMBI 787 (without enclosure)

110° shaft rotation angle




Item code No.	Specifications			Applications	
	Bidirectional hydraulic locking device	Braking in opening/closing	Flow regulator	Single gate max. width (m)	Single gate max. weight (kg)
787N3L				6	1.000
7877BB3L	✓			6	1.000
78778BB3L	✓	✓		6	1.000
787789BB3L	✓	✓	✓	6	1.000
7878N3L		✓		6	1.000
78789N3L		✓	✓	6	1.000
78779BB3L	✓		✓	6	1.000

NOTE: COMBI 787s, identified with "N" in item code numbers, are non locking versions (reversible).


An electric lock is to be fitted on to the gate.

NOTE: It is always recommended to install an electric lock with gate leafs wider than 2,0 m.

SPECIFIC ACCESSORIES

Item No.	Description	Application	Single gate max. weight (kg)
 7871L	Gate support enclosure complete with cover	110°	1.000
 7872L	Enclosure accessories, driving arm and connecting rod, emergency manual release with F-ring with square hole, release spanner, plate to weld and opening/closing gate stops.	110°	
 708L	Biodegradable hydraulic "FADINI Oil" in 2 l container		

SPECIFIC ELECTRONIC CONTROLLERS

Item No.	Description	Service	Weather-proof polycarbonate box
 7047L	ELPRO 27	Single-phase	✓
7051L	ELPRO 33 exp	Single-phase	✓
7079L	ELPRO 13 exp	Single-phase	✓

NOTE: For complete information about the electronic controllers, consult the dedicated section from page 102 onwards

Drive 700



Oil-hydraulic underground operator with remote external motor-pump, for swinging gates.

Powerful and reliable

Separate external oil-hydraulic motor-pump, while the jack is installed underground in a specific enclosure.

Complete range

To suit applications with multiple users, commercial and industrial installations.

110° and 175° gate rotation options.

Reversible non locking, with hydraulic bidirectional locking device, braking in both directions.

Reliable

Oil-hydraulic technology and top quality with all internal component parts to ensure safe and quiet movements.


Max. gate-weight 700 kg per leaf.

Safe

Adjustable thrust power by pressure valves.



Installation with motor-pump and jack - internal view



DRIVE 700 jack with remote motor-pump



F-ring, enclosure and jack



Oil-hydraulic motor-pump and anodized aluminium cover, with coded key


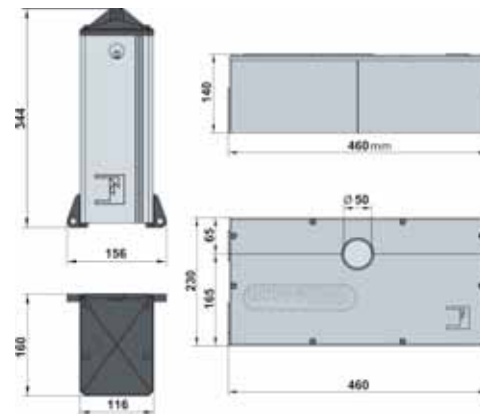
technical data

DRIVE 700 ESTRU motor-pump

Supply voltage	230 Vac - 50 Hz
Absorbed power	400 W
Absorbed current	2 A
Max. rated torque	235 Nm
Maximum pressure	30 atm
Opening/closing time	~ 23 s [110°] ~ 28 s [175°]
Working temperature	-20 °C +80 °C (*)
Protection standard	IP 67
Oil type	Oil FADINI - code 708L
Motor-pump static weight	8 kg
Weight of jack with accessories	16 kg
Frequency of use	very intensive

(*) -40 °C with specific optional accessories, page 11.

OVERALL DIMENSIONS



The gate structure, design (solid, in-filled), height and strong wind pressure may affect and decrease the indicated values. Make always sure the gate structure is adequate to automation.

Drive 700



for Sliding Gates

for Swinging Gates

for Industrial Doors

for Garage Doors

Oil-hydraulic Road Barriers

Oil-hydraulic Retractable Bollards

Steady and Manual Posts

Electronic Controllers

Command Accessories

Safety and Signalling Accessories

Radio Receivers and Transmitters

Kits

Complete Systems



JACK

Item code No.	Model	Specifications		Applications	
		Rotation	Braking opening/closing	Max. gate-width (m)	Max. gate-weight (kg)
710L	DRIVE 700 hydraulic jack only	110°		3	700
711L	DRIVE 700 hydraulic jack only	110°	✓	4	700
712L	DRIVE 700 hydraulic jack only	175°		3	700
713L	DRIVE 700 hydraulic jack only	175°	✓	4	700

NOTE: all these models are without enclosure and F-ring.

NOTE: It is always recommended to install an electric lock with gate leaves wider than 2,0 m.

OIL-HYDRAULIC MOTOR PUMP



Item No.	Model	Hydraulic locking device
701L	DRIVE 700 ESTRU	reversible
7021L	DRIVE 700 ESTRU	bidirectional

NOTE: An electric lock is needed with the non locking (reversible) version.

SPECIFIC ACCESSORIES

Item No.	Description
707L	Copper tube dia. 8 mm – 4 m – 1 kg
708L	Biodegradable hydraulic "FADINI Oil" in 2 l container
7027L	DRIVE 700 jack case with cover and F-ring with square bore
7033L	Gate-jack off-axis zinc-coated guide arm (recommended for COMBI 740/DRIVE 700 non braking, 175° rotation)
7070L	DRIVE 700 ESTRU motor-pump zinc-coated enclosure with lock



SPECIFIC ELECTRONIC CONTROLLERS



Item No.	Description	Service	Weather-proof polycarbonate box
7047L	ELPRO 27	Single-phase	✓
7051L	ELPRO 33 exp	Single-phase	✓
7079L	ELPRO 13 exp	Single-phase	✓

NOTE: For complete information about the electronic controllers, consult the dedicated section from page 102 onwards



Industrial Door Automation

Guide to Applications



Oil-hydraulic operators for folding doors

APROLI 380 LB

page 58

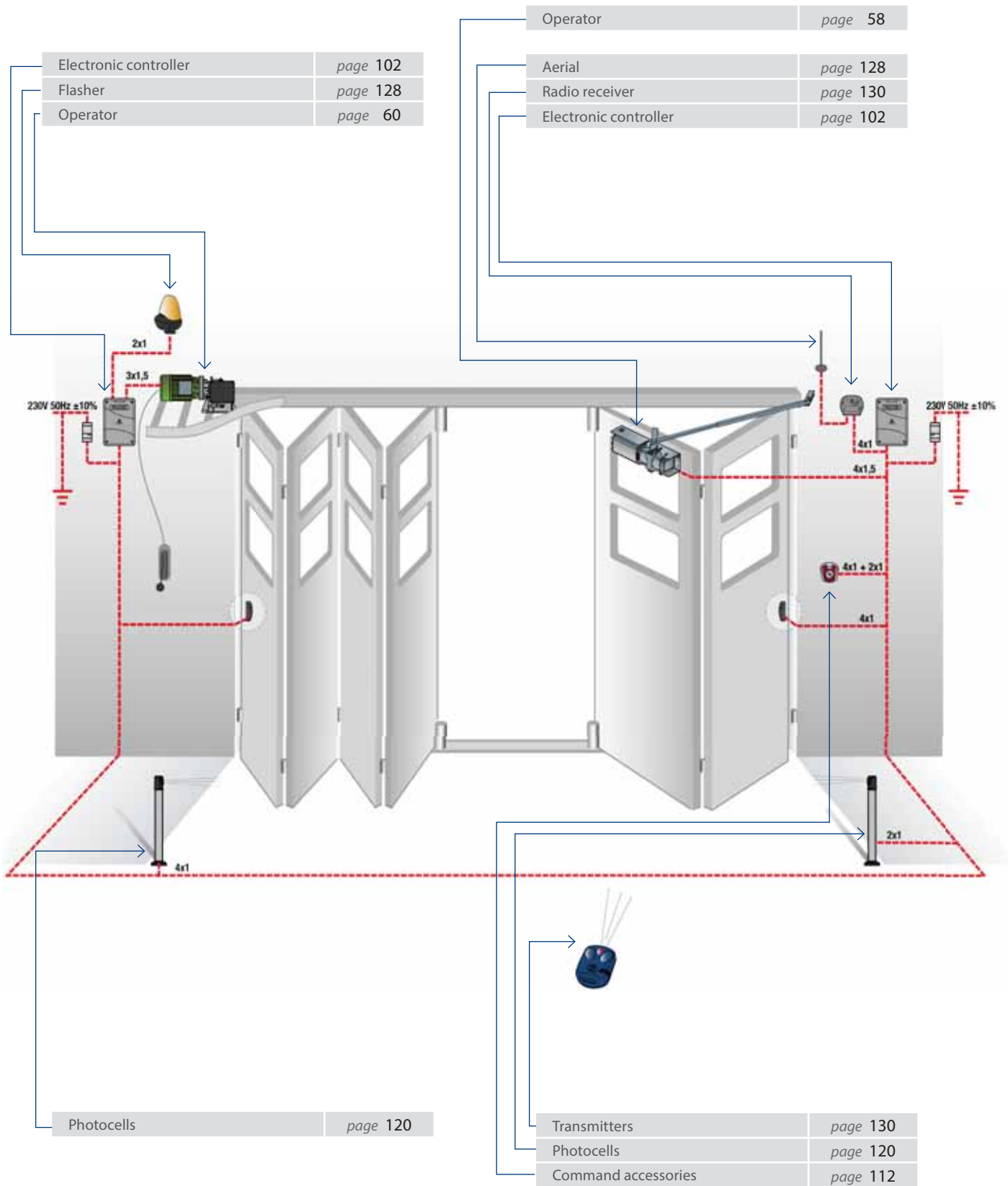


Electromechanical operators for folding and sectional doors

MEC 200 LB

page 60

Explanatory Drawing and General Layout of the Installation




Aproli 380 LB



Oil-hydraulic operator for biparting folding doors.

- It includes all the features that only an oil-hydraulic system can offer such as **reliability and smoothness** of movements with folding doors of large dimensions.
- **Safe**
Manual overriding by custom-coded key and thrust power control by adjustable pressure valves.



Protection cover available as an optional accessory



Detail of the manual release APROLI 380 LB handle with custom-coded key (optional)



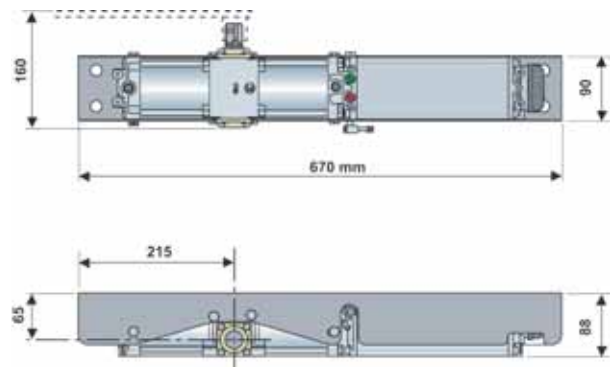
APROLI 380 LB mounted on folding doors

Technical data

Supply voltage	230 Vac - 50 Hz
Absorbed power	250 W
Absorbed current	1,2 A
Power output	0,18 kW (0,25 HP)
Opening/closing time	~ 23 s
Max. rated torque	196,2 Nm
Working temperature	-20 °C +80 °C (*)
Protection standard	IP 67
Oil type	Oil FADINI - cod. 708L
Weight of operator	10,5 kg
Shaft rotation	max 205°
Max. gate weight for 2 doors	250 kg
Frequency of use	intensive

(*) -40 °C with specific optional accessories page 11.

OVERALL DIMENSIONS





APROLI 380 LB



for Sliding Gates

for Swinging Gates

for Industrial Doors

for Garage Doors

Oil-hydraulic Road Barriers

Oil-hydraulic Retractable Bollards

Steady and Manual Posts

Electronic Controllers

Command Accessories

Safety and Signalling Accessories

Radio Receivers and Transmitters

Kits






Complete Systems

Item code No.	Model	Specifications			Applications
		Version	Hydraulic locking device	Fixing hardware	Max. door-weight (kg)
390SXL	APROLI 380 LB	Left-handed	bidirectional	✓	250
390DXL	APROLI 380 LB	Right-handed	bidirectional	✓	250
394SXL	APROLI 380 LB operator only	Left-handed	bidirectional		250
394DXL	APROLI 380 LB operator only	Right-handed	bidirectional		250

NOTE: all models are fitted with bidirectional locking device.

NOTE: items 390SXL and 390DXL are complete with telescopic arm, fixing bracket and F-ring with square hole.

SPECIFIC ACCESSORIES


Item No.	Description
 391L	Fixing bracket with screws
 392L	F-ring with square hole to be welded to the telescopic arm
 393L	Zinc-coated steel telescopic arm with fastening plate and screw
 395L	Operator cover with two fitting end parts
 708L	Biodegradable hydraulic "FADINI oil" in 2 l container

SPECIFIC ELECTRONIC CONTROLLERS

Item No.	Description	Service	Weather-proof polycarbonate box
7051L	ELPRO 33 exp	Single-phase	✓
7079L	ELPRO 13 exp	Single-phase	✓

NOTE: For complete information about the electronic controllers, consult the dedicated section from page 102 onwards

Mec 200 LB



Electromechanical operator for sectional, folding doors and industrial applications.

- **Designed**
to meet the requirements of industrial installations and factories.
- **Strong**
Gears in an oil bath and entirely made of bronze.
Torque control by mechanical clutch system.
Available also with air-cooled motor and electro-brake.
Incorporated limit switch (optional).
- **Safe**
Remote manual overriding by custom-coded key.



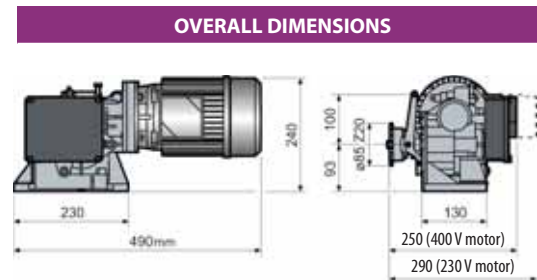
Detail of the manual release handle with custom-coded key (optional)



Installation of MEC 200 LB on a sliding door



Installation of MEC 200 LB on a sectional door



technical data

	SINGLE-PHASE (0,5 HP)	THREE-PHASE (0,5 HP)	SINGLE-PHASE (1,0 HP)	THREE-PHASE (1,0 HP)	THREE-PHASE (1,5 HP)
Supply voltage	230 Vac - 50 Hz	230/400 Vac - 50 Hz	230 Vac - 50 Hz	230/400 Vac - 50 Hz	230/400 Vac - 50 Hz
Absorbed power	510 W	575 W	1.130 W	1.030 W	1.500 W
Absorbed current	2,4 A	2,1/1,2 A	5,7 A	3,7/2,2 A	5,1/3 A
Power output	0,37 kW	0,37 kW	0,73 kW	0,73 kW	1,1 kW
Gear box rated torque	40 Nm	40 Nm	80 Nm	80 Nm	110 Nm
Travel time	9,6 m/min - Z20 1/2"				
Gear ratio	1/32				
Working temperature	-20 °C +80 °C				
Limit switch	mechanical				
Protection standard	IP 55				
Lubrication type	Oil FADINI - code 706L				
Motor weight	19 kg	18 kg	23 kg	21 kg	25 kg
Door surface	25 m ²	25 m ²	50 m ²	50 m ²	50 m ²
Frequency of use	intensive				

Mec 200 LB









Item code No.	Model	Specifications			Applications
		Version	Power (kW/HP)	Air-cooled with electro-brake	Door surface (m ²)
2051L	MEC 200 LB	Three-phase	0,37 / 0,5		25
20514L	MEC 200 LB	Single-phase	0,37 / 0,5		25
2052L	MEC 200 LB	Three-phase	0,73 / 1,0		50
20525L	MEC 200 LB	Single-phase	0,73 / 1,0		50
2052567L	MEC 200 LB	Single-phase	0,73 / 1,0	✓	50
205267L	MEC 200 LB	Three-phase	0,73 / 1,0	✓	50
2058L	MEC 200 LB	Three-phase	1,1 / 1,5		50
205867L	MEC 200 LB	Three-phase	1,1 / 1,5	✓	50
205148L	MEC 200 LB Reversible	Single-phase	0,37 / 0,5		25
205180L	MEC 200 LB Reversible	Three-phase	0,37 / 0,5		25

NOTE: It is possible to incorporate a limit switch (item 2059L) into all MEC 200 LBs for doors with a max. width of 8 m.

NOTE: each operator is supplied complete with clutch system, cable-operated release device, 1/2" Z20 pinion. Without limit switch.

SPECIFIC ACCESSORIES

Item No.	Description
 706L	FADINI "Oil" for geared motors in 2 l container
2036L	1/2" Z40 pinion with 25 mm bore for sectional doors
 2044L	Cable-operated release lever, with key to re-set release device
 2046L	Plate for operator wall fixing
2049L	MEC 200 LB gear box without electric motor, with incorporated limit switch. Release by cable.
 2050L	MEC 200 LB gear box without electric motor and without incorporated limit switch. Release by cable.
 2053L	Chain stretcher with 1/2" Z20 pinion and support bracket with adjusting device
2054L	1/2" plain chain, 5 m length
2055L	1/2" Z20 pinion
2056L	1/2" Z20 pinion, shaft and bearing
2057L	Limit switch for external application
 2059L	Incorporated limit switch for MEC 200 LB complete with box, micro-switches, terminal boards, gears and adjustments. Mounted onto the operator. To suit doors up to 8 m in width. NOTE: the limit switch is factory pre-fitted to the operator.

SPECIFIC ELECTRONIC CONTROLLERS

Item No.	Description	Service	Weather-proof polycarbonate box
7055L	ELPRO 10 PLUS	Single-/Three-phase	✓
7087L	ELPRO 37	Single-/Three-phase	✓

NOTE: For complete information about the electronic controllers, consult the dedicated section from page 102 onwards



Oil-hydraulic Automation for Garage Doors

Guide to applications

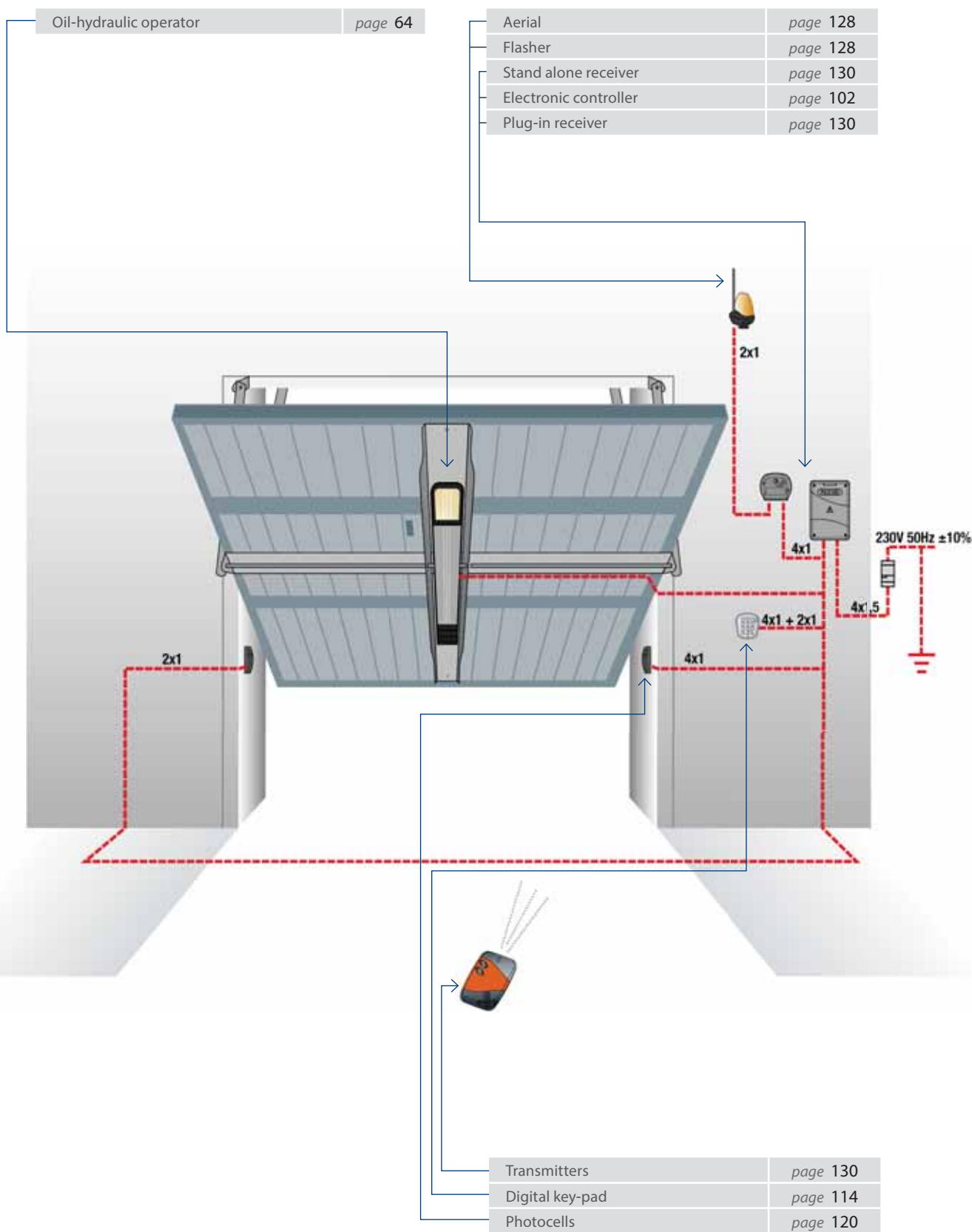


Oil-hydraulic Operator for counterbalanced overhead doors

APROLI 480

page 64

Explanatory Drawing and General Layout of the Installation





Oil-hydraulic Operator for counterbalanced overhead doors

- **Powerful and quiet**
to operate counterbalanced overhead doors of any kind, size and weight.
- **Easy to install**
by means of the specifically designed fitting hardware, adaptable even to existing doors.
- **Pleasing to the eye**
in its streamlined design, with incorporated courtesy light.
- **Anti-crush safety features**
in that thrust power is adjustable by maximum pressure valves.



Detail of the manual override lever device and pressure valves



Mounting hardware parts, no welding is required



APROLI 480 with cover and courtesy light



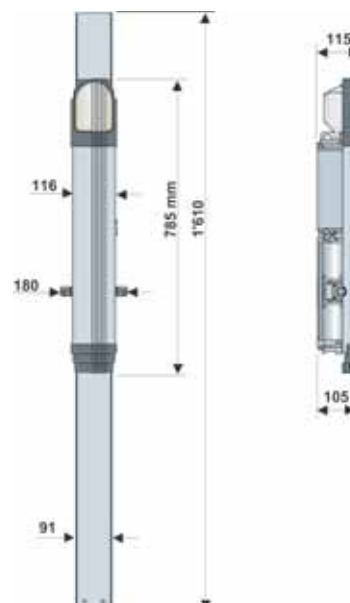
Mounting hardware parts, welding is required

technical data

Supply voltage	230 Vac - 50 Hz
Absorbed power	330 W
Absorbed current	1,8 A
Power output	0,24 kW (0,33 HP)
Operating torque	220-300 Nm
Working temperature	-20 °C +80 °C (*)
Opening/closing time	~ 18 s [205°]
Protection standard	IP 67
Oil type	Oil FADINI - code 708L
Weight of motor and accessories	24 kg
Door surface	7 m ²
Frequency of use	intensive

(*) -40 °C with specific optional accessories, page 11.

OVERALL DIMENSIONS



APROLI 480



Item code No.	Model	Specifications			Applications
		Hydraulic locking device	Power (kW/HP)	Mounting hardware	Door surface (m ²)
481L	APROLI 480	bidirectional	0,24 / 0,33	✓	7
482L	APROLI 480	bidirectional	0,24 / 0,33		7

SPECIFIC ACCESSORIES

Item No.	Description
483L	Complete hardware including telescopic arms, transmission bars x 1,8 m ea., fixing bracket and two bar supports
485L	Pair of transmission bars with pre-welded bushings with square bore
486L	Fixing bracket complete with screws and washers
487L	Pair of telescopic arms
488L	Pair of bushings with square bore
489L	Pair of lateral supports for transmission bars
490L	350 mm short transmission bar with bushing for APROLI 480 double mount
244L	External release with lock, two keys and cable
510L	Cover complete with courtesy light and screws
511L	Pairs of curved telescopic arms
512L	Installation hardware no welding required including fixing bracket, transmission bars, lateral supports, straight telescopic arms. To suit 3,5 W x 2,7 m H doors
513L	Pairs of right- and left-handed curved telescopic arms with rectangular pivot allowing movements and guide sleeves; two fixing bolts, four angle attaching plates, and two ABS bushings
2130L	2,5 m slim profile mechanical safety edge with aluminium support

SPECIFIC ELECTRONIC CONTROLLERS

Item No.	Description	Service	weather-proof polycarbonate box
243L	ELPRO 6 exp	Single-phase	✓

NOTE: For complete information about the electronic controllers, consult the dedicated section from page 102 onwards

Complete KIT packages, consult the dedicated section on page 144



- packing
- safe
- strong for transport
- easy to handle





Oil-hydraulic Road Barriers

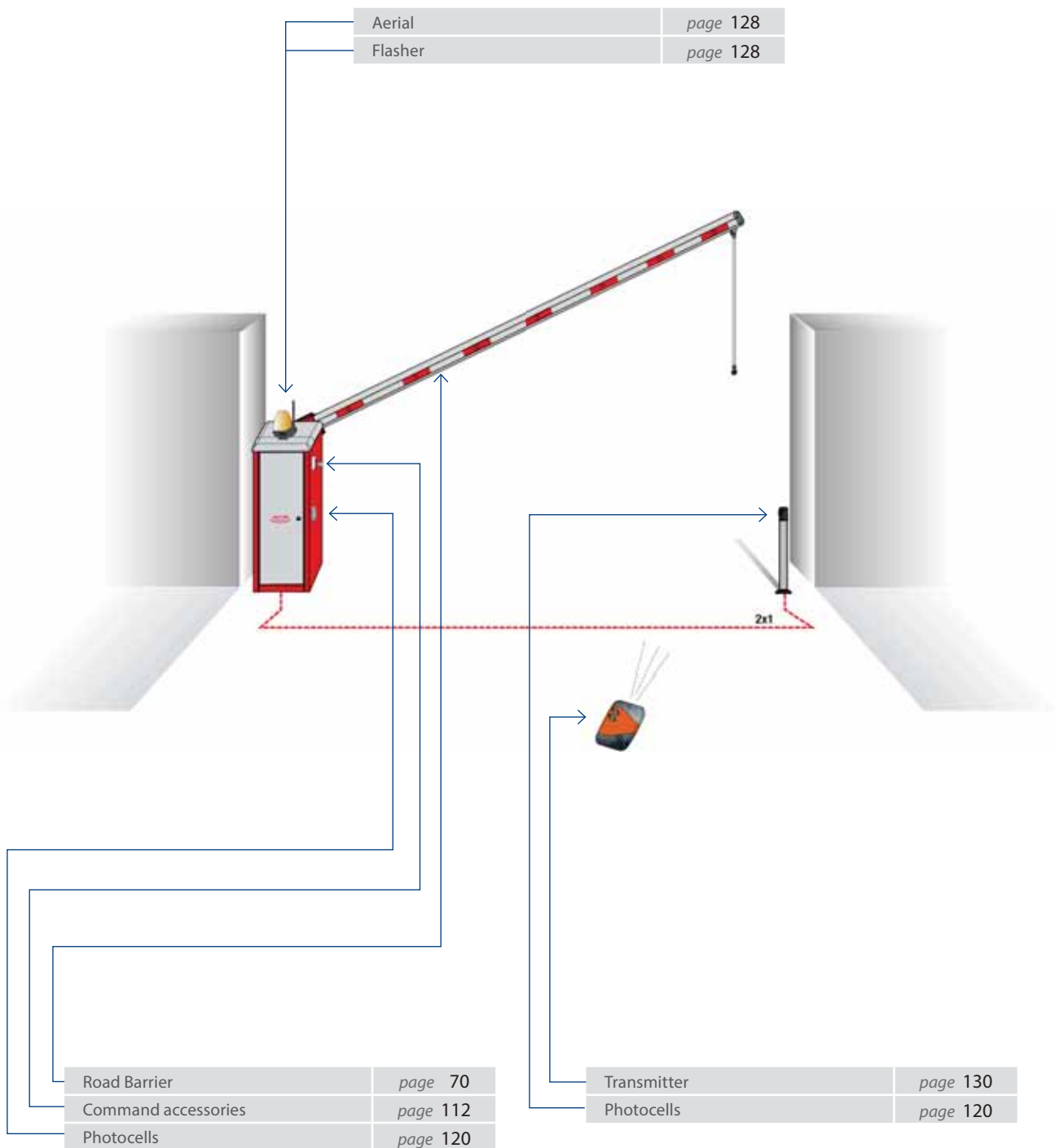
Guide to applications



Barriers with beams up to 8 m of length

BARRI 88	<i>page 68</i>
BAYT 980	<i>page 70</i>
BAYT 980 - manual version -	<i>page 73</i>

Explanatory Drawing and General Layout of the Installation



Barri 88



Oil-hydraulic Road Barrier with 4 m beam

Oil-hydraulic

technology makes this automatic barrier ideal for residential, light commercial applications and block of flats.

Opening time 5 seconds, braking in opening and closing.

Quick and smooth operating

it is made of top quality materials, easy to install.



ELPRO 88 controller



Housing interior



Folding pedestal



Residential entry

technical data

Supply voltage	230 Vac - 50 Hz
Absorbed power	330 W
Absorbed current	1,8 A
Power output	0,24 kW (0,33 HP)
Working temperature	-20 °C +80 °C
Opening time	~ 5 s
Working pressure	20 atm
Maximum pressure	40 atm
Protection standard	IP 67
Oil type	Oil FADINI - code 708L
Weight without beam	58 kg
Colour of the housing	RAL 1018 zinc yellow
Frequency of use	intensive

OVERALL DIMENSIONS



LEFT-HANDED barrier

RIGHT-HANDED barrier



Barri 88

RAL 1018 zinc yellow powder coating

Oil-hydraulic road barrier






Item code No.	Specifications			
	Version	Speed (s)	Beam length (m)	Beam accessories
1088SXL	left-handed	5	4	folding pedestal
1088DXL	right-handed	5	4	folding pedestal
1089SXL	left-handed	5	4	fixed pedestal
1089DXL	right-handed	5	4	fixed pedestal

TECHNICAL INFORMATION

Each item "BARRI 88" includes:

- Housing case with door lock and coded key.
- Cathaphoresis treated and powder coated.
- Oil-hydraulic assembly – 230 V power supply.
- Electronic controller ELPRO 88.
- Voltage cut-off switch and grounded power supply cable.
- Zinc-coated base plate with rag bolts for ground fixing
- 4 m beam

SPECIFIC ACCESSORIES

Item No.	Description
 60L	RAL colour changing
 1093L	Folding pedestal
 1094L	Cataphoresis treated fixed pedestal with forked top
 1095L	4m, 30x80 mm beam complete with 12 stickers
 1098L	Zinc-coated fixing base plate
 1099L	Automatic voltage cut-off switch

SPECIFIC ELECTRONIC CONTROLLERS

Item No.	Description	Service	weather-proof polycarbonate box
2431L	ELPRO 88	Single-phase	

NOTE: For complete information about the electronic controllers, consult the dedicated section from page 102 onwards



Oil-hydraulic Road Barrier with beams from 3 m up to 8 m.

Oil-hydraulic

technology stands out for high reliability where heavy duty features are needed with: car parks, private and public driveways, as well as with industrial, residential and urban applications. Robust and reliable when operating. Beam movements in opening and closing with slowdown. Unaffected by low and high temperature conditions.

Robust

reinforced structure made of rust-proof treated varnished steel. Finishing in two options: powder coating (RAL 2002 orange red and orange peel metallized grey) or STAINLESS STEEL/INOX. Right- or left-handed. Various speed options available. Anodized aluminium beam with safe oval cross section without sharp corners.

Versatile

in a wide range of versions, with a lot of accessories to meet the most various applications: beams with fencing, beams with integrated LED lights (to improve night visibility and save on energy consumption), folding beams (to overcome ground to ceiling space limitations).

Easy and quick to install

in that the electronic controller **ELPRO 980** is incorporated in the top of the housing in a dedicated box. Various programmable logic functions are available as well as the master/slave option in case of double opposite mount applications.

Manual options

are possible with beams up to max. 6,40 m in length (without fence). Ideal for places where no electric power is available.



STAINLESS STEEL
housing



Powder coated housing with
MIRI 4 flasher, counterweight
10 kg each plate, and fence



Electronic controller
ELPRO 980



BLUE LED indicator
as standard



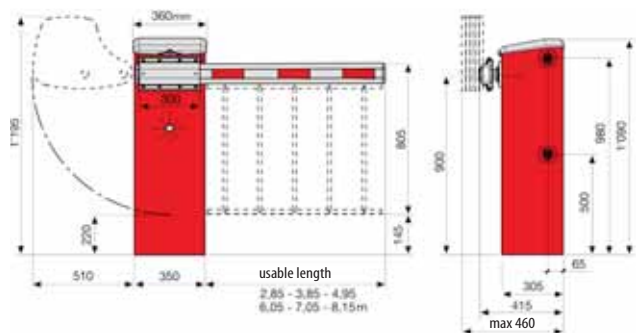
Electric motor, oil-hydraulic
drive unit and piston in one
assembly

technical data

Supply voltage	230 Vac - 50 Hz
Absorbed power	510 W
Absorbed current	2,4 A
Power output	0,37 kW (0,5 HP)
Working temperature	-20 °C +80 °C (*)
Working pressure	20 atm
Maximum pressure	40 atm
Protection standard	IP 67
Oil type	Oil FADINI - code 708L
Oil reservoir volume	2,5 l
Weight without beam	75 kg
Colour of the housing	RAL 2002 orange red/ orange peel metallized grey
Frequency of use	very intensive

(*) -40 °C with specific optional accessories, page 11

OVERALL DIMENSIONS



R532 beam profile



LEFT-HANDED barrier



RIGHT-HANDED barrier

Bayt 980

Oil-hydraulic road barrier

RAL 2002 Orange Red Powder Coated Version



for Sliding Gates

for Swinging Gates

for Industrial Doors

for Garage Doors

Oil-hydraulic Road Barriers

Oil-hydraulic Retractable Bollards

Steady and Manual Posts

Electronic Controllers

Command Accessories

Safety and Signalling Accessories

Radio Receivers and Transmitters

Kits

Complete Systems

Item code No.	Specifications				Applications				
	Version	Speed (s)	Piston (mm)	Pump	Beam length (m)	Reinforcement beam	Fence	cable KIT	No. of counterweights (10 kg each plate)
9801SXL	left-handed	3	Ø 30	P16	3,20				
9801DXL	right-handed	3	Ø 30	P16	3,20				
9802SXL	left-handed	4	Ø 40	P16	3,20				
					4,20				
9802DXL	right-handed	4	Ø 40	P16	3,20				
					4,20				
9803SXL	left-handed	8	Ø 40	P8	4,20		✓		
					5,30				
					6,40				
9803DXL	right-handed	8	Ø 40	P8	4,20		✓		
					5,30				
					6,40				
9804SXL	left-handed	14	Ø 50	P6	4,20		✓		
					5,30		✓		
					6,40	✓	✓		4 (code 1965L)
					7,40	✓		(code 1958L)	3 (code 1962L)
9804DXL	right-handed	14	Ø 50	P6	4,20		✓		
					5,30		✓		
					6,40	✓	✓		4 (code 1965L)
					7,40	✓		(code 1958L)	3 (code 1962L)
9805SXL	left-handed	19	Ø 60	P6	6,40	✓	✓		4 (code 1965L)
					7,40	✓		(code 1958L)	3 (code 1962L)
					7,40	✓	✓	(code 1958L)	6 (code 1968L)
					8,50	✓		(code 1967L)	7 (code 1969L)
					8,50	✓	✓	(code 1967L)	9 (code 1970L)
9805DXL	right-handed	19	Ø 60	P6	6,40	✓	✓		4 (code 1965L)
					7,40	✓		(code 1958L)	3 (code 1962L)
					7,40	✓	✓	(code 1958L)	6 (code 1968L)
					8,50	✓		(code 1967L)	7 (code 1969L)
					8,50	✓	✓	(code 1967L)	9 (code 1970L)

TECHNICAL NOTES

Each item "BAYT 980" includes:

- Housing cabinet with lockable door and coded key. Cathaphoresis treated and powder coated.
- Motor-pump-piston assembly "COS 982" - 230 V power supply.
- Electronic control board ELPRO 980.
- Voltage cut-off switch with earthed power supply cable.
- Fastening bracket for R532 aluminium beam.
- Zinc-coated base plate with anchoring rag bolts and M14 fastening nuts.
- double colour as standard: RAL 2002 Orange Red and "orange peel metallized gray".
- 1 external "BLUE" LED

N.W.: beam and pedestal not included; consult the specific section in this catalogue.



Bayt 980

Satin AISI 304 INOX Version

Oil-hydraulic road barrier

Item code No.	Specifications				Applications					
	Version	Speed (s)	Piston (mm)	Pump	Beam length (m)	Reinforcement beam	Fence	cable KIT	No. of counterweights (10 kg each plate)	
9811SXL	left-handed	3	Ø 30	P16	3,20					
9811DXL	right-handed	3	Ø 30	P16	3,20					
9812SXL	left-handed	4	Ø 40	P16	3,20					
					4,20					
9812DXL	right-handed	4	Ø 40	P16	3,20					
					4,20					
9813SXL	left-handed	8	Ø 40	P8	4,20		✓			
					5,30					
					6,40					
9813DXL	right-handed	8	Ø 40	P8	4,20		✓			
					5,30					
					6,40					
9814SXL	left-handed	14	Ø 50	P6	4,20		✓			
					5,30		✓			
					6,40	✓	✓		4 (code 1965L)	
					7,40	✓		(code 1958L)	3 (code 1962L)	
9814DXL	right-handed	14	Ø 50	P6	4,20		✓			
					5,30		✓			
					6,40	✓	✓		4 (code 1965L)	
					7,40	✓		(code 1958L)	3 (code 1962L)	
9815SXL	left-handed	19	Ø 60	P6	6,40	✓	✓		4 (code 1965L)	
					7,40	✓		(code 1958L)	3 (code 1962L)	
					7,40	✓	✓	(code 1958L)	6 (code 1968L)	
					8,50	✓		(code 1967L)	7 (code 1969L)	
					8,50	✓	✓	(code 1967L)	9 (code 1970L)	
9815DXL	right-handed	19	Ø 60	P6	6,40	✓	✓		4 (code 1965L)	
					7,40	✓		(code 1958L)	3 (code 1962L)	
					7,40	✓	✓	(code 1958L)	6 (code 1968L)	
					8,50	✓		(code 1967L)	7 (code 1969L)	
					8,50	✓	✓	(code 1967L)	9 (code 1970L)	

TECHNICAL NOTES

Each item "BAYT 980" includes:

- AISI 304 stainless steel (INOX) housing cabinet with lockable door and coded key.
- Motor-pump-piston assembly "COS 982" - 230 V power supply.
- Electronic control board ELPRO 980.
- Voltage cut-off switch with earthed power supply cable.
- Fastening bracket for R532 aluminium beam.
- Stainless steel base plate with anchoring rag bolts and M14 fastening nuts.
- 1 external "BLUE" LED .

N.W.: beam and pedestal not included; consult the specific section in this catalogue.



Bayt 980



for Slicing
Gates

for Swinging
Gates

for Industrial
Doors

for Garage
Doors

Oil-hydraulic
Road Barriers

Oil-hydraulic
Retractable
Bollards

Steady and
Manual Posts

Electronic
Controllers

Command
Accessories

Safety and
Signalling
Accessories

Radio Receivers
and Transmitters

Kits

Complete
Systems

MANUAL road barrier

Item code No.	Specifications			Applications
	Version	Housing finishing	Spring (mm)	Beam length (m)
9892SXL	left-handed	powder coated RAL 2002	Ø 50 Ø 50 Ø 50	2,10
				3,20
				4,20
9892DXL	right-handed	powder coated RAL 2002	Ø 50 Ø 50 Ø 50	2,10
				3,20
				4,20
9841SXL	left-handed	powder coated RAL 2002	Ø 80 Ø 80	5,30
				6,40
9841DXL	right-handed	powder coated RAL 2002	Ø 80 Ø 80	5,30
				6,40
9895SXL	left-handed	INOX Aisi 304	Ø 50 Ø 50 Ø 50	2,10
				3,20
				4,20
9895DXL	right-handed	INOX Aisi 304	Ø 50 Ø 50 Ø 50	2,10
				3,20
				4,20
9843SXL	left-handed	INOX Aisi 304	Ø 80 Ø 80	5,30
				6,40
9843DXL	right-handed	INOX Aisi 304	Ø 80 Ø 80	5,30
				6,40

NOTE: It is possible to turn a manual barrier into an automatic one by fitting the COS 982 oil-hydraulic assembly even at a later stage.

TECHNICAL NOTES

Each item "BAYT 980" MANUAL includes:

- Housing cabinet with lockable door and coded key.
Cathaphoresis treated and powder coated
RAL 2002 Orange Red/ orange peel metallized gray, or AISI 304 stainless steel (INOX) option.
- Telescopic arm; return spring for beams longer than 4,20 m.
- Ring stopper to hold the beam in vertical (open) and horizontal (closed) positions.
- Fastening bracket for R532 aluminium beam.
- Zinc-coated base plate with anchoring rag bolts and M14 fastening nuts

N.W.: beam and pedestal not included; consult the specific section in this catalogue.



R532 ALUMINIUM BEAMS















complete with red reflective stickers and beam joint/s, where required.

Item no.	Specifications				Configuration
	Length (m)	Driveway to restrict (m)	No. of LEDs (*)	No. of joints per modules (m)	Required accessories (item code No.)
1936L	2,10	1,75			
1937L	3,20	2,85			
1940L	4,20	3,85		1 (2,10+2,10)	
1941L	5,30	4,95		1 (2,10+3,20)	
1942L	6,40	6,05		1 (3,20+3,20)	
1943L	7,40	7,05		2 (2,10+2,10+3,20)	1945L – 1958L – 1962L
1944L	8,50	8,15		2 (2,10+3,20+3,20)	1945L – 1967L – 1969L
9861L	2,10	1,75	5		
9862L	3,20	2,85	7		
9863L	4,20	3,85	9	1 (2,10+2,10)	
9864L	5,30	4,95	11	1 (2,10+3,20)	
9865L	6,40	6,05	13	1 (3,20+3,20)	
9866L	7,40	7,05	15	2 (2,10+2,10+3,20)	9860L – 1958L – 1962L
9867L	8,50	8,15	17	2 (2,10+3,20+3,20)	9860L – 1967L – 1969L

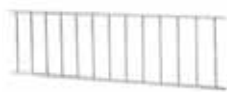
(*) When LED lights are fitted, the LED control **AL.FLEX 34** is needed, item No. 9840L.

SPECIFIC ACCESSORIES

Item no.	Description
 60L	RAL colour change
 9827L	Zinc-coated base plate with anchoring rag bolts
 9829L	Stainless (SS) steel/INOX base plate with anchoring rag bolts
 9818L	Fixed pedestal with forked end (to take the magnet lock code 2569L)
 9820L	Fixed SS steel/INOX pedestal with forked end (to take the magnet lock code 2569L)
 1948L	Folding pedestal with adjustable foot
 9817L	Fixed pedestal with forked end
 9819L	Fixed SS steel/INOX pedestal with forked end
 9828L	240 V voltage cut-off device with lever switch
 2569L	24 Vac magnet for beam locking
 9730L	Thermal device with electric resistor to suit MEC 700/80 VENTIL motor-pump and COS 982 (BAYT 980 road barrier). Complete with 230 V – 50 Hz power supply cable
 9888L	24 V Blue LED complete with lens, support and cable to fit the housing

FENCES FOR BEAMS

complete with rods, bolts, fixing profile and junction profile



Item No.	Specifications		Applications	
	Length (m)	Modules (m)	for beam (m)	Accessories required (code)
1950L	2,09		2,10	
1951L	2,66	(2,09 + 0,57)	3,20	
1952L	3,80	(2,09 + 1,71)	4,20	
1953L	4,75	(2,09 + 2,09 + 0,57)	5,30	
1954L	5,89	(2,09 + 2,09 + 1,71)	6,40	1945L – 1965L (*)
1955L	6,84	(2,09x3 + 0,57)	7,40	1945L – 1958L – 1968L (*)
1956L	7,98	(2,09x3 + 1,71)	8,50	1945L – 1967L – 1970L (*)








(*) in case of beams fitted with LEDs, item 1945L to be replaced by item code 9860L.

COUNTERWEIGHTS AND TRUSSING CABLES FOR BEAMS



Code No.	Specifications		Applications	
	Description	No. of Counterweights (10 kg each plate)	for beam (m)	fitted with a fence
1958L	kit with 4 stainless steel cables		7,40	
1967L	kit with 4 stainless steel cables		8,50	
1962L	Kit counterweights with support bracket	3	7,40	
1965L	Kit counterweights with support bracket	4	6,40	✓
1968L	Kit counterweights with support bracket	6	7,40	✓
1969L	Kit counterweights with support bracket	7	8,50	
1970L	Kit counterweights with support bracket	9	8,50	✓

ACCESSORIES FOR BEAMS

Item No.	Description	Application	Version
 1912L	Red reflective rectangular sticker		
 1933L	Joint for R532 beams		
 1945L	3 m R533 reinforcement beam	Codes 1942L – 1943L – 1944L	
9860L	3 m R533 bored reinforcement beam for LEDs	Codes 9865L – 9866L – 9867L	
 9869L	12V red LED light with lens, support and cable		
 9840L	AL.Flex. 34 for LED control		
 9878SXL	R532 hinged joint with cable, complete with bracket and connector		Left-handed
9878DXL	R532 hinged joint with cable, complete with bracket and connector		Right-handed
 9879SXL	Two bars cut to measure with joint, cable and arm		Left-handed
9879DXL	Two bars cut to measure with joint, cable and arm		Right-handed

SPECIFIC ELECTRONIC CONTROLLERS

Item No.	Description	Service	weather-proof polycarbonate box
9899L	ELPRO 980	Single-phase	

NOTE: For complete information about the electronic controllers, consult the dedicated section from page 102 onwards






Retractable Automatic Oil-hydraulic Bollards

Guide to applications







Series CORAL post Ø 100 mm

height 500 mm			CORAL 1050	page 82
height 500 mm		with signalling LEDs	CORAL 1051	page 82
height 600 mm			CORAL 1063	page 82
height 600 mm		with signalling LEDs	CORAL 1063	page 82
height 800 mm			CORAL 1080	page 82
height 800 mm		with signalling LEDs	CORAL 1081	page 82

Series VIGILO post Ø 200 mm

height 500 mm			VIGILO 2250	page 84
height 500 mm		INOX	VIGILO 2250	page 84
height 500 mm		with signalling LEDs	VIGILO 2251	page 84
height 500 mm		with signalling LEDs	INOX VIGILO 2251	page 84
height 600 mm			VIGILO 2263	page 84
height 600 mm		INOX	VIGILO 2263	page 84
height 600 mm		with signalling LEDs	VIGILO 2263	page 84
height 600 mm		with signalling LEDs	INOX VIGILO 2263	page 84
height 800 mm			VIGILO 2280	page 84
height 800 mm		INOX	VIGILO 2280	page 84
height 800 mm		with signalling LEDs	VIGILO 2281	page 84
height 800 mm		with signalling LEDs	INOX VIGILO 2281	page 84

Series STRABUC post Ø 275 mm - height 700 mm

thickness 4 mm		with signalling LEDs	STRABUC 918	page 86
thickness 4 mm		with signalling LEDs	INOX STRABUC 918	page 86
thickness 12 mm		with signalling LEDs	STRABUC 930 Heavy Armoured	page 88
thickness 12 mm		Type-approved	STRABUC 930 Opinat	page 90

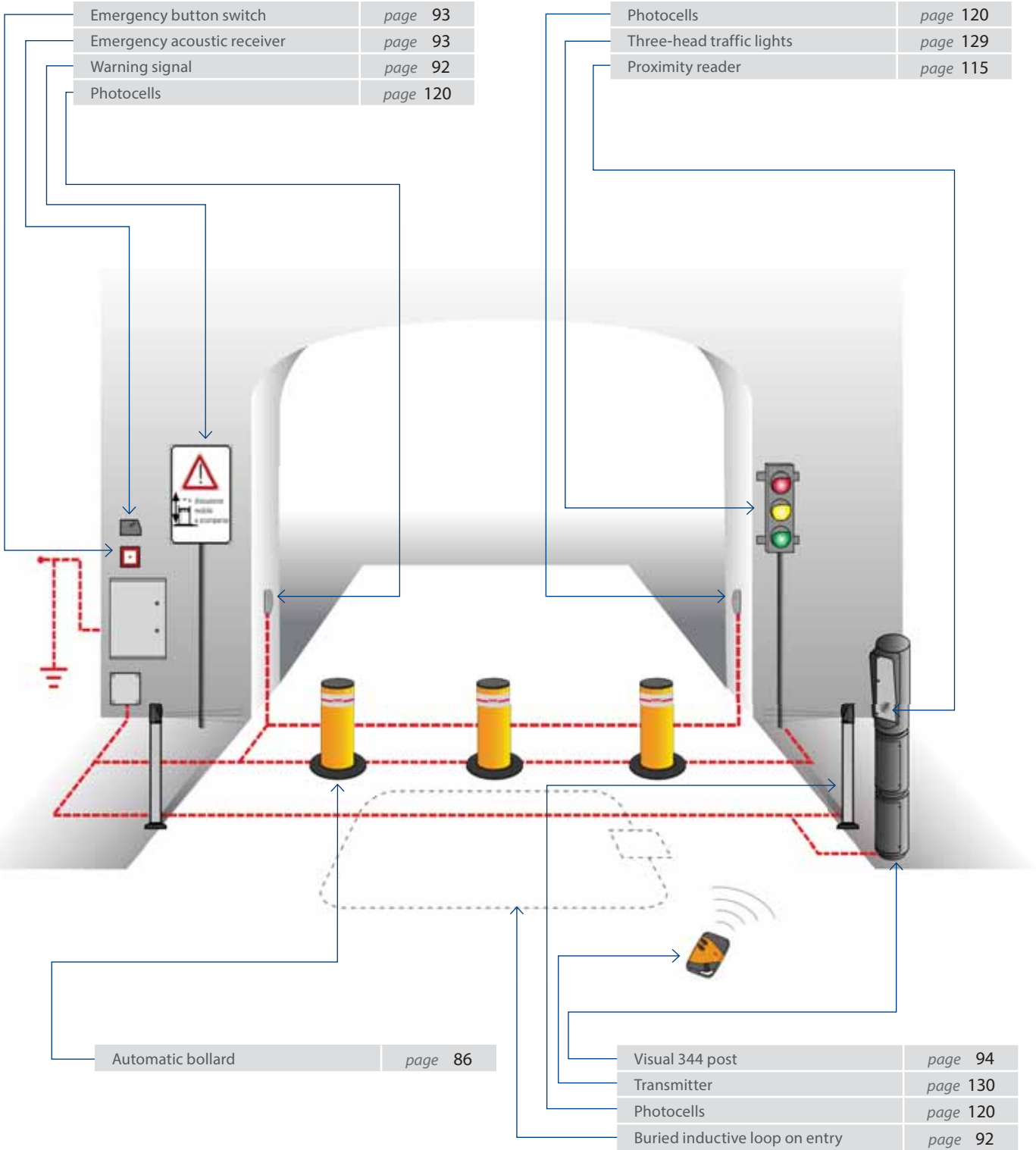
Accessories for automatic bollards

page 92

VISUAL 344

page 94

Explanatory Drawing and General Layout of the Installation



more security, where and when it is needed

Choosing FADINI means choosing quality.

We have applied our expertise in oil-hydraulic gate automation to develop a complete range of oil-hydraulic, fully retractable automatic bollards.

We have put together our dedication to work and the search for a better quality of life: In other words we try to give substantial and specific answers to real needs.

Our target is to be able to offer new solutions in perimeter automation with minimum architectural, urban and environmental impact and meet the most various demand for urban as well as private applications. We want to protect buildings and all those exposed areas where the demand for security is high.

Where automatic bollards cannot be installed, a full range of manual posts are available as an alternative, either retractable, removable or steady.

OIL-HYDRAULIC BOLLARDS

when rising at the right time makes the difference.

Each bollard is tested individually **100%**.

We have developed our own equipment in our workshops so that products can undergo specific tests.

In a climatic chamber we test the oil-hydraulic assemblies under precise temperature values: **-45 °C** and **+80 °C**.

In this way we are able to assess and improve the reliability of the component parts in extreme conditions.

We have also developed specific structures to carry out impact tests and simulate real crashing against vehicles.

An enormous pendulum, on which it is possible to fix a 1.000 kg indeformable mass, allows us to calculate the values of impact and crash resistance and to test the quality of the structural component parts of our bollards.

Also, before any bollard is sent out to be traded, it is tested one full day by simulating real conditions and it is run heavy duty in full opening and closing cycles.



FADINI bollards conform to European and International Norms.

In 2006 the Italian Ministry of the Transports, Land Department, General Direction has certified our quality standards by issuing the Certificate of Conformity No. 25477 allowing our model type STRABUC 930 OPINAT to be installed in public areas and roads.



OMOLOGAZIONE

Decreto Ministero dei Trasporti

D.D. 25477 del 09/08/2006



A vast choice of dedicated solutions

- **Post colour**, in any RAL colour as alternative to the factory-standard.
- **Sound device** to signal the movements of the bollard.
- **Armoured security lock barrel** vandal-proof, for the model STRABUC 930 Heavy Armoured. Kit of 4 vandal-proof cover screws for the other models.
- **Active Safety by a solenoid valve** in case of power failure the bollard descends by gravity.
- **Emergency Acoustic Receiver E.A.R 35** It detects the signal emitted by the sirens on public vehicles such as those of Government Members, Security Forces and Rescue Teams in emergency situations and the bollard is made lower and the driveway cleared.
- **Heating cable KIT** to provide a solution when the bollards are to operate in extremely low temperature environments, -40°C and beyond.
- **Rubber band** fitted to the post edge for **pedestrian safeguard**.





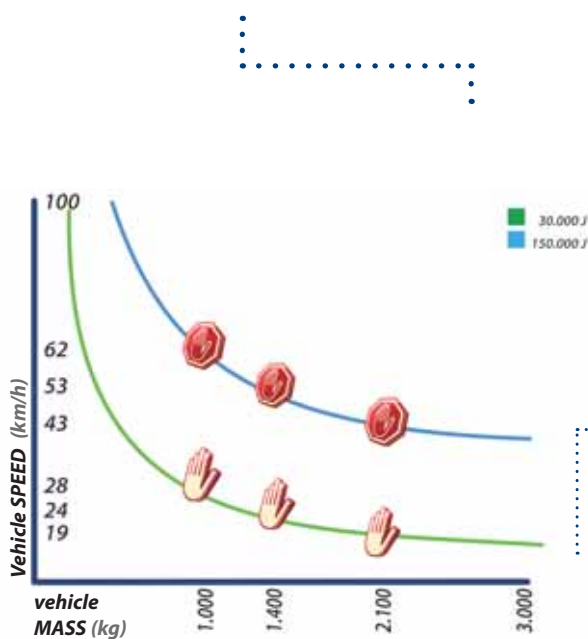
Impact resistance

In case of impact with a vehicle, the bollard is damaged but it is still able to operate properly. A general inspection is advisable to assess the status of the installation.



Crash resistance

In case of impact with a vehicle, the bollard is damaged to such an extent that correct functioning is jeopardized. The vehicle cannot overcome the bollard, though. Service is needed.



Various factors, such as the compaction index, soil permeability coefficient and kind of concrete may reduce the values indicated in the diagram even significantly

example of diagram

Coral 1050 - Coral 1063 - Coral 1080



Release operation and lowering by hand



Post completely down



Installation with Coral LED version

Fully retractable oil-hydraulic bollards.

• Designed and manufactured

to control or stop traffic from private and public driveways, car parks and urban accesses in general.

Post diameter 100 mm. Various height options and LED lights available. Rubber band around the post edge.

• Oil-hydraulic

easy and quick to access the hydraulic drive unit and piston. Manual override by spanner to lower the post. Tested to ensure heavy duty performance even at low or high temperatures.

Simple maintenance.

• Simple and quick to install

thanks to a reduced weight and the ground casing, no particular excavation or brick works are needed. Each electric cable is (standard) 10 m in length.

• Versatile

a vast range of accessories for command (transmitters, tags, digipads, etc.) and safety (magnetic loop detector, traffic lights, etc.) allow for reliable and precise control of the installations.

The electronic controller **ELPRO S40 manages** up to four bollards **simultaneously**.

technical data

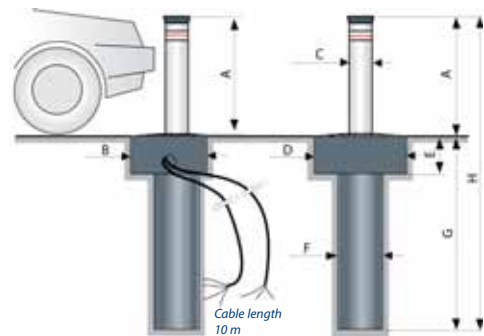
	CORAL 1050	CORAL 1063	CORAL 1080
Post diameter	Ø 100 mm	Ø 100 mm	Ø 100 mm
Post thickness	5 mm	5 mm	5 mm
Post height	500 mm	600 mm	800 mm
Post material	Fe 360 steel	Fe 360 steel	Fe 360 steel
Post finishing	Powder coating polyester RAL 7016	Powder coating polyester RAL 7016	Powder coating polyester RAL 7016
Ground Casing	hot dip galvanization	hot dip galvanization	hot dip galvanization
Rising time	~ 4,7 s	~ 5,6 s	~ 7,5 s
Lowering time	~ 4,4 s	~ 5,1 s	~ 6,6 s
Working temperature	-20 °C +80 °C (*)	-20 °C +80 °C (*)	-20 °C +80 °C (*)
Oil type	Oil FADINI code 708L	Oil FADINI code 708L	Oil FADINI code 708L
Supply voltage	230 Vac- 50 Hz	230 Vac- 50 Hz	230 Vac- 50 Hz
Absorbed power	330 W	330 W	330 W
Absorbed current	1,8 A	1,8 A	1,8 A
Power output	0,25 kW (0,33 HP)	0,25 kW (0,33 HP)	0,25 kW (0,33 HP)
Protection standard of oil-hydraulic motor-pump	IP 67	IP 67	IP 67
Frequency of use	intensive	intensive	intensive
Impact resistance	30.000 J	30.000 J	30.000 J
Crash resistance	150.000 J	150.000 J	150.000 J
Weight	86 kg	90 kg	104 kg

(*) -40 °C with specific optional accessories, see page 11.

For a correct installation always consult the specific instructions manual.

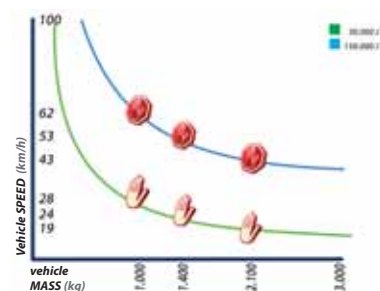
Check soil permeability and in case provide a rain water drain system at the base of the casing.

OVERALL DIMENSIONS



Each bollard comes pre-cabled with cables long 10 metres (for electric motor, limit switches, solenoid valve, LED lights).

Overall dimensions (mm)	A	B	C	D	E	F	G	H
Coral 1050 / 1051	500	330	Ø100	400	170	Ø195	850	1.350
Coral 1063	600	330	Ø100	400	170	Ø195	960	1.560
Coral 1080 / 1081	800	330	Ø100	400	170	Ø195	1.140	1.940



Various factors, such as the compaction index, soil permeability coefficient and kind of concrete may reduce the values indicated in the diagram even significantly.

Coral 1050 - Coral 1063 - Coral 1080



for Sliding Gates

for Swinging Gates

for Industrial Doors

for Garage Doors

Oil-hydraulic Road Barriers

Oil-hydraulic Retractable Bollards

Steady and Manual Posts

Electronic Controllers

Command Accessories

Safety and Signalling Accessories

Radio Receivers and Transmitters

Kits

Complete Systems

Item code No.	Model	Specifications					
		Post diameter (mm)	Height (mm)	Limit switch	Post finishing	Signalling LEDs	Solenoid valve (24 Vdc)
1050L	CORAL 1050	100	500	post down	RAL 7016 Anthracite grey		
1059L	CORAL 1063	100	600	post down	RAL 7016 Anthracite grey		
1080L	CORAL 1080	100	800	post down	RAL 7016 Anthracite grey		
1052L	CORAL 1050	100	500	post down	RAL 7016 Anthracite grey		✓
1063L	CORAL 1063	100	600	post down	RAL 7016 Anthracite grey		✓
1082L	CORAL 1080	100	800	post down	RAL 7016 Anthracite grey		✓
1054L	CORAL 1051	100	500	post down/up	RAL 7016 Anthracite grey	✓	
1064L	CORAL 1063	100	600	post down/up	RAL 7016 Anthracite grey	✓	
1084L	CORAL 1081	100	800	post down/up	RAL 7016 Anthracite grey	✓	
1057L	CORAL 1051	100	500	post down/up	RAL 7016 Anthracite grey	✓	✓
1067L	CORAL 1063	100	600	post down/up	RAL 7016 Anthracite grey	✓	✓
1087L	CORAL 1081	100	800	post down/up	RAL 7016 Anthracite grey	✓	✓

NOTE: Retractable post operated by an oil-hydraulic ram, with an incorporated oil-hydraulic motor pump.
 230 V power supply, 10 m electric cables.
 Cathaphoresis treated and polyester powder coated Fe steel post. Type-approved back-reflecting sticker.
 Special spanner included in the equipment to lower the post by hand.
 All of the models come complete with hot dip galvanized ground casing for concrete embedding.
 The cylinder housing the piston- oil-hydraulic motor-pump assembly is electrolytic galvanized.
 With each bollard fitted with a solenoid valve, a 24 V voltage stabilizer is to be used, item No. 9321L.

Specific accessories for the bollards are on page 92.

SPECIFIC ELECTRONIC CONTROLLERS



Item No.	Description	Service	weather-proof polycarbonate box
7280L	ELPRO S40	Single-phase	✓

NOTE: For complete information about the electronic controllers, consult the dedicated section from page 102 onwards.

Vigilo 2250 - Vigilo 2263 - Vigilo 2280



Fully retractable oil-hydraulic bollards.

• Designed and manufactured

to control or stop traffic from private and public driveways, car parks and urban accesses in general. Post diameter 200 mm.
Various height options and LED lights available.
Rubber band around the post edge.

• Oil-hydraulic

easy and quick to access the hydraulic drive unit and piston. Manual override by spanner to lower the post. Tested to ensure heavy duty performance even at low or high temperatures. Simple maintenance.

• Simple and quick to install

thanks to a reduced weight and the ground casing, no particular excavation or brick works are needed.
Each electric cable is (standard) 10 m in length.

• Versatile

a vast range of accessories for command (transmitters, tags, digipads, etc.) and safety (magnetic loop detector, traffic lights, etc.) allow for reliable and precise control of the installations.

The electronic controller **ELPRO S40** manages up to four bollards **simultaneously**.



Examples of installation



Model with LEDs



Residential car park

technical data

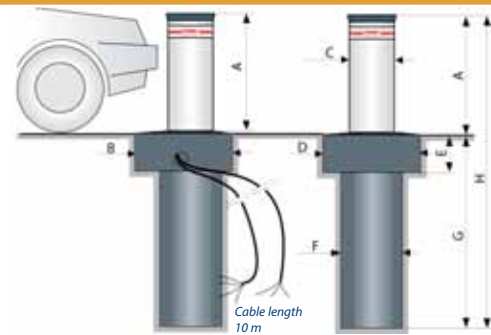
	VIGILO 2250	VIGILO 2263	VIGILO 2280
Post diameter	Ø 200 mm	Ø 200 mm	Ø 200 mm
Post thickness	4 mm	4 mm	4 mm
Post height	500 mm	600 mm	800 mm
Post material	Fe 360 steel	Fe 360 steel	Fe 360 steel
Post finishing	Powder coating polyester RAL 7016	Powder coating polyester RAL 7016	Powder coating polyester RAL 7016
Post material Stainless Steel/Inox version	AISI 304	AISI 304	AISI 304
Ground Casing	hot dip galvanization	hot dip galvanization	hot dip galvanization
Rising time	~ 5,1 s	~ 5,9 s	~ 7,7 s
Lowering time	~ 4,3 s	~ 5,2 s	~ 7,0 s
Working temperature	-20 °C +80 °C (*)	-20 °C +80 °C (*)	-20 °C +80 °C (*)
Oil type	Oil FADINI code 708L	Oil FADINI code 708L	Oil FADINI code 708L
Supply voltage	230 Vac- 50 Hz	230 Vac- 50 Hz	230 Vac- 50 Hz
Absorbed power	330 W	330 W	330 W
Absorbed current	1,8 A	1,8 A	1,8 A
Power output	0,25 kW (0,33 HP)	0,25 kW (0,33 HP)	0,25 kW (0,33 HP)
Protection standard of oil-hydraulic motor-pump	IP 67	IP 67	IP 67
Frequency of use	intensive	intensive	intensive
Impact resistance	30.000 J	30.000 J	30.000 J
Crash resistance	160.000 J	160.000 J	160.000 J
Weight	102 kg	110 kg	131 kg

(*) -40 °C with specific optional accessories, see page 11.

For a correct installation always consult the specific instructions manual.

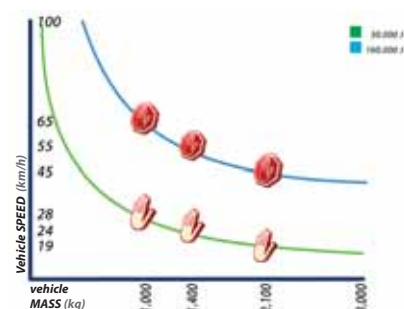
Check soil permeability and in case provide a rain water drain system at the base of the casing.

OVERALL DIMENSIONS



Each bollard comes pre-cabled with cables long 10 metres (for electric motor, limit switches, solenoid valve, LED lights).

Overall dimensions (mm)	A	B	C	D	E	F	G	H
VIGILO 2250 /2251	500	410	Ø200	410	170	Ø275	850	1.350
VIGILO 2280/2281	600	410	Ø200	410	170	Ø275	960	1.560
VIGILO 2263	800	410	Ø200	410	170	Ø275	1.140	1.940



Various factors, such as the compaction index, soil permeability coefficient and kind of concrete may reduce the values indicated in the diagram even significantly.

Vigilo 2250 - Vigilo 2263 - Vigilo 2280



for Sliding Gates

for Swinging Gates

for Industrial Doors

for Garage Doors

Oil-hydraulic Road Barriers

Oil-hydraulic Retractable Bollards

Steady and Manual Posts

Electronic Controllers

Command Accessories

Safety and Signalling Accessories

Radio Receivers and Transmitters

Kits

Complete Systems

Item code No.	Model	Specifications					
		Post diameter (mm)	Height (mm)	Limit switch	Post finishing	Signalling LEDs	Solenoid valve (24 Vdc)
2250L	VIGILO 2250	200	500	post down	Ral 7016 Anthracite Grey		
2263L	VIGILO 2263	200	600	post down	Ral 7016 Anthracite Grey		
2280L	VIGILO 2280	200	800	post down	Ral 7016 Anthracite Grey		
2252L	VIGILO 2250	200	500	post down	Ral 7016 Anthracite Grey		✓
2273L	VIGILO 2263	200	600	post down	Ral 7016 Anthracite Grey		✓
2282L	VIGILO 2280	200	800	post down	Ral 7016 Anthracite Grey		✓
2255L	VIGILO 2250	200	500	post down	Satin finish Aisi 304 SS steel		
2274L	VIGILO 2263	200	600	post down	Satin finish Aisi 304 SS steel		
2288L	VIGILO 2280	200	800	post down	Satin finish Aisi 304 SS steel		
2257L	VIGILO 2250	200	500	post down	Satin finish Aisi 304 SS steel		✓
2276L	VIGILO 2263	200	600	post down	Satin finish Aisi 304 SS steel		✓
2289L	VIGILO 2280	200	800	post down	Satin finish Aisi 304 SS steel		✓
2264L	VIGILO 2251	200	500	post down/up	RAL 7016 Anthracite Grey	✓	
2271L	VIGILO 2263	200	600	post down/up	RAL 7016 Anthracite Grey	✓	
2294L	VIGILO 2281	200	800	post down/up	RAL 7016 Anthracite Grey	✓	
2267L	VIGILO 2251	200	500	post down/up	RAL 7016 Anthracite Grey	✓	✓
2279L	VIGILO 2263	200	600	post down/up	RAL 7016 Anthracite Grey	✓	✓
2297L	VIGILO 2281	200	800	post down/up	RAL 7016 Anthracite Grey	✓	✓
2266L	VIGILO 2251	200	500	post down/up	Satin finish Aisi 304 SS steel	✓	
2277L	VIGILO 2263	200	600	post down/up	Satin finish Aisi 304 SS steel	✓	
2296L	VIGILO 2281	200	800	post down/up	Satin finish Aisi 304 SS steel	✓	
2268L	VIGILO 2251	200	500	post down/up	Satin finish Aisi 304 SS steel	✓	✓
2299L	VIGILO 2263	200	600	post down/up	Satin finish Aisi 304 SS steel	✓	✓
2298L	VIGILO 2281	200	800	post down/up	Satin finish Aisi 304 SS steel	✓	✓

NOTE: Retractable post operated by an oil-hydraulic ram, with an incorporated oil-hydraulic motor pump.
 230 V power supply, 10 m electric cables.
 Cathaphoresis treated and polyester powder coated Fe steel post (AISI 304 stainless steel/INOX post according to item code number).
 Type-approved back-reflecting sticker.
 Special spanner included in the equipment to lower the post by hand.
 All of the models come complete with hot dip galvanized ground casing for concrete embedding.
 The cylinder housing the piston- oil-hydraulic motor-pump assembly is electrolytic galvanized.
 With each bollard fitted with a solenoid valve, a 24 V voltage stabilizer is to be used, item No. 9321L.

Specific accessories for the bollards are on page 92.

SPECIFIC ELECTRONIC CONTROLLERS



Item No.	Description	Service	weather-proof polycarbonate box
7280L	ELPRO S40	Single-phase	✓

NOTE: For complete information about the electronic controllers, consult the dedicated section from page 102 onwards.



Fully retractable oil-hydraulic bollard.

Designed and manufactured

to ensure top security and protection to any driveway: either private or public. Luminous signalling by LED lights.
Post diameter 275 mm, thickness 4 mm, height 700 mm
Available also with SS steel POST inox aisi 304
Rubber band around the post edge.

Fast and smooth movements

Oil-hydraulic motor-pump and ram inside the post.
Manual override by spanner with triangular profile to lower the post.
Simple to install thanks to its ground sleeve.
The 10 m electric cables are factory-fitted.
Unaffected by low and high temperatures.

Versatile

a vast range of accessories for command (tags, digipads, etc.) and safety (magnetic loop detector, traffic lights, beeper, solenoid valve, pressure switch, etc.) allow for reliable and precise control of the installations.

The electronic controller **ELPRO S40** manages up to four bollards simultaneously.



STRABUC 918 standing to stop traffic



STRABUC 918 with flat down post



Manual release

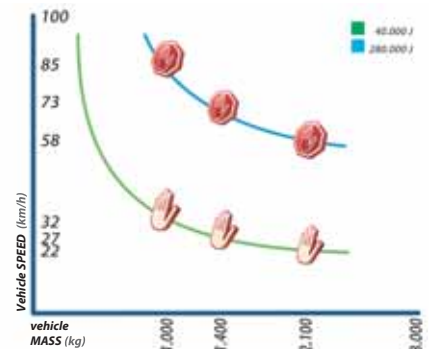
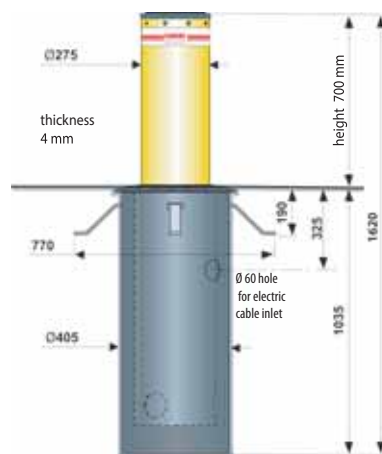


STRABUC 918 installation

technical data

Post diameter	Ø 275 mm
Post thickness	4 mm
Post height	700 mm
Post material	Fe 360 steel
Post finishing	Powder coating polyester RAL 1028
Post material Stainless Steel/Inox version	AISI 304
Ground sleeve	hot dip galvanization
Rising time	~ 6,1 s
Lowering time	~ 5,7 s
Working temperature	-20 °C +80 °C (*)
Oil type	Oil FADINI code 708L
Supply voltage	230 Vac- 50 Hz
Absorbed power	330 W
Absorbed current	1,8 A
Power output	0,25 kW (0,33 HP)
Protection standard of oil-hydraulic motor-pump	IP 67
Frequency of use	intensive
Impact resistance	40.000 J
Crash resistance	280.000 J
Max. static load	20.000 kg
Weight of bollard	140 kg
Weight of ground sleeve (code 9555L)	30 kg

OVERALL DIMENSIONS



Various factors, such as the compaction index, soil permeability coefficient and kind of concrete may reduce the values indicated in the diagram even significantly.

Each STRABUC 918 bollard comes factory-fitted with electric cables, 10 metres long (for electric motor, limit switches, solenoid valve, LED lights).

For a correct installation always consult the specific instructions manual.

Check soil permeability and in case provide a rain water drain system at the base of the ground sleeve.

(*) -40 °C with specific optional accessories, see page 11.

Strabuc 918



for Sliding Gates

for Swinging Gates

for Industrial Doors

for Garage Doors

Oil-hydraulic Road Barriers

Oil-hydraulic Retractable Bollards

Steady and Manual Posts

Electronic Controllers

Command Accessories

Safety and Signalling Accessories

Radio Receivers and Transmitters

Kits

Complete Systems



Item code No.	Specifications			
	Post finishing	Signalling LEDs	Solenoid valve (24 Vdc)	Beeper
926L	RAL 1028 Melon Yellow	✓		
92676L	RAL 1028 Melon Yellow	✓	✓	
926927L	RAL 1028 Melon Yellow	✓		✓
92676927L	RAL 1028 Melon Yellow	✓	✓	✓
931L	Satin finish Aisi 304 SS steel	✓		
93176L	Satin finish Aisi 304 SS steel	✓	✓	
931927L	Satin finish Aisi 304 SS steel	✓		✓
93176927L	Satin finish Aisi 304 SS steel	✓	✓	✓

NOTE: With all of the models, the post diameter is 275 mm, height 700 mm, thickness 4 mm.

NOTE: Only oil-hydraulic operative unit complete with retractable post. The post is cataphoresis treated and polyester powder coated. (AISI 304 stainless steel/INOX post according to item code number).

Type-approved back-reflecting sticker. Limit switch operated on post reaching up and down positions. 9 LED lights, Amber in colour. Aluminium collar, cover fixing screws, top rubber edge.

The flanged housing cylinder is hot dip galvanized, the inner support frame is electrolytic zinc coated.

230 V power supply.

With each bollard fitted with a solenoid valve, a 24 V voltage stabilizer is to be used, item No. 9321L.

Specific accessories for the bollards are on page 92.

SPECIFIC ACCESSORIES



Item No.	Description
9555L	Hot dip galvanized ground sleeve with anchoring plates, series STRABUC
9191L	Ground sleeve cover

SPECIFIC ELECTRONIC CONTROLLERS



Item No.	Description	Service	Weather-proof polycarbonate box
7280L	ELPRO S40	Single-phase	✓

NOTE: For complete information about the electronic controllers, consult the dedicated section from page 102 onwards.

Strabuc 930 Heavy Armoured



Fully retractable oil-hydraulic armoured bollard.

• Designed

to meet those applications where confidence in **protection** is essential to tranquillity.

Post diameter 275 mm, thickness 12 mm, height 700 mm.

Crash-resistant and tilting-proof to ensure maximum security and provide an ideal, ram raid preventing solution to protect garage doors, shops, store entries, banks, car saloons and in general all those areas wanting safeguard. (Optional) **armoured security cylinder lock** with coded key to prevent unauthorized manual release operations.

Fitted with LED lights. Rubber band around post edge.

• Fast and smooth movements

Oil-hydraulic motor-pump and ram inside the post.

Manual override by spanner with triangular profile to lower the post.

Simple to install thanks to its ground sleeve.

The 10 m electric cables are factory-fitted.

Unaffected by low and high temperatures.

• Versatile

A vast range of accessories for command (tags, digipads, etc.) and safety (magnetic loop detector, traffic lights, beeper, solenoid valve, pressure switch, etc.) allow for reliable and precise control of the installations.

The electronic controller **ELPRO S40 manages** up to four bollards **simultaneously**.



Operation to remove the (optional) security cylinder lock and access the manual override

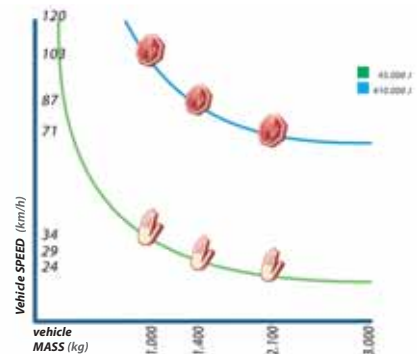
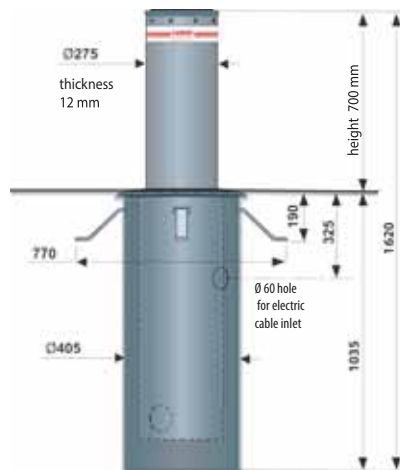
Installation to protect entry to a factory

Private car park

technical data

Post diameter	Ø 275 mm
Post thickness	12 mm
Post height	700 mm
Post material	Fe 360 steel
Post finishing	Powder coating polyester RAL 7016
Ground sleeve	hot dip galvanization
Rising time	~ 11,6 s
Lowering time	~ 9,9 s
Working temperature	-20 °C +80 °C (*)
Oil type	Oil FADINI code 708L
Supply voltage	230 Vac- 50 Hz
Absorbed power	330 W
Absorbed current	1,8 A
Power output	0,25 kW (0,33 HP)
Protection standard of oil-hydraulic motor-pump	IP 67
Frequency of use	very intensive
Impact resistance	45.000 J
Crash resistance	410.000 J
Max. static load	20.000 kg
Weight of bollard	180 kg
Weight of ground sleeve (code 9555L)	30 kg

OVERALL DIMENSIONS



Various factors, such as the compaction index, soil permeability coefficient and kind of concrete may reduce the values indicated in the diagram even significantly.

Each STRABUC 930 bollard comes factory-fitted with electric cables, 10 metres long (for electric motor, limit switches, solenoid valve, LED lights).

For a correct installation always consult the specific instructions manual.

Check soil permeability and in case provide a rain water drain system at the base of the ground sleeve.

(*) -40 °C with specific optional accessories, see page 11.

STRABUC 930 Heavy Armoured



for Sliding Gates

for Swinging Gates

for Industrial Doors

for Garage Doors

Oil-hydraulic Road Barriers

Oil-hydraulic Retractable Bollards

Steady and Manual Posts

Electronic Controllers

Command Accessories

Safety and Signalling Accessories

Radio Receivers and Transmitters

Kits

Complete Systems



Item code No.	Specifications				
	Post finishing	signalling LEDs	Solenoid valve (24 Vdc)	Beeper	Armoured security cylinder lock
932L	RAL 7016 Anthracite Grey	✓			
93276L	RAL 7016 Anthracite Grey	✓	✓		
932927L	RAL 7016 Anthracite Grey	✓		✓	
93276927L	RAL 7016 Anthracite Grey	✓	✓	✓	
934L	RAL 7016 Anthracite Grey	✓			✓
93476L	RAL 7016 Anthracite Grey	✓	✓		✓
934927L	RAL 7016 Anthracite Grey	✓		✓	✓
93476927L	RAL 7016 Anthracite Grey	✓	✓	✓	✓

NOTE: With all of the models, the post diameter is 275 mm, height 700 mm, thickness 12 mm

NOTE: Only oil-hydraulic operative unit complete with retractable post. The post is cataphoresis treated and polyester powder coated.

Type-approved back-reflecting sticker. Limit switch operated on post reaching up and down positions.

9 LED lights, Amber in colour. Aluminium collar, cover fixing screws, top rubber edge.

The flanged housing cylinder is hot dip galvanized, the inner support frame is electrolytic zinc coated.

230 V power supply.

With each bollard fitted with a solenoid valve, a 24 V voltage stabilizer is to be used, item No. 9321L.

Specific accessories for the bollards are on page 92.

SPECIFIC ACCESSORIES

Item No.	Description
9555L	Hot dip galvanized ground sleeve with anchoring plates, series STRABUC
9191L	Ground sleeve cover
9312L (*)	Armoured security cylinder lock with 2 keys



(*) this item code number is for a spare unit, to have it factory-fitted to the bollard, provide the respective code number as indicated in the item table.

SPECIFIC ELECTRONIC CONTROLLERS

Item No.	Description	Service	Contenitore in policarbonato da esterno
7280L	ELPRO S40	Single-phase	✓

NOTE: per le informazioni complete relative ai Programmatori Elettronici, consultare la sezione dedicata da page 102

Strabuc 930 Opinat



OMOLOGAZIONE
Decreto Ministero dei Trasporti D.D. 25477
del 09/08/2006

Type-approved retractable bollard for traffic control in public areas.

Developed

to control traffic in public streets.

It can be used to restrict/stop traffic from squares, city centres, street lanes, areas under traffic control, areas for pedestrians and town car parks. Minimum architectural, urban and environmental impact.

Fast and smooth movements

Post diameter 275 mm, thickness 12 mm, height 700 mm. Simple to install thanks to its ground sleeve.

The 10 m electric cables are factory-fitted as standard. LED lights to improve visibility. Rubber band on post edge. Manual override by spanner with triangular profile.

Certified safety

Metal loop detector, beeper to signal the movements, traffic light, road sign, "safe crash" emergency button switch, solenoid valve (in case of power failure the post is allowed to descend in 5 seconds), E.A.R 35 (Emergency Acoustic Receiver operated by the sirens of the police, fire brigades, ambulances, rescue teams etc.): all these accessories make the installation reliable and guaranteed. Ministry Approval dtd 09/08/2006.



Urban lane



Entry driveway to public buildings



Access to a city square

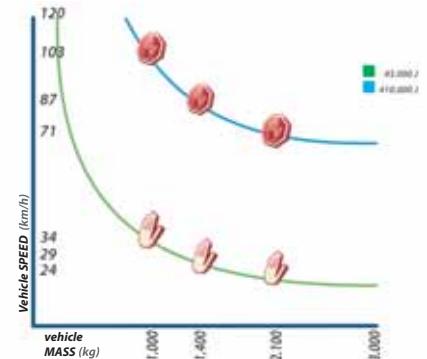
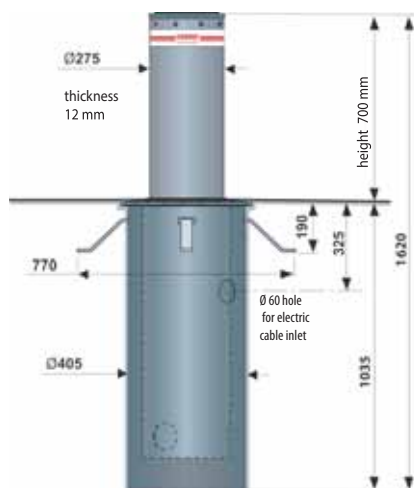


Restricted Traffic Areas

technical data

Post diameter	Ø 275 mm
Post thickness	12 mm
Post height	700 mm
Post material	Fe 360 steel
Post finishing	Powder coating polyester RAL 7016
Ground sleeve	hot dip galvanization
Rising time	~ 11,6 s
Lowering time	~ 9,9 s
Working temperature	-20 °C +80 °C (*)
Oil type	Oil FADINI code 708L
Supply voltage	230 Vac- 50 Hz
Absorbed power	330 W
Absorbed current	1,8 A
Power output	0,25 kW (0,33 HP)
Protection standard of oil-hydraulic motor-pump	IP 67
Frequency of use	very intensive
Impact resistance	45.000 J
Crash resistance	410.000 J
Max. static load	20.000 kg
Weight of bollard	180 kg
Weight of ground sleeve (code 9555L)	30 kg

OVERALL DIMENSIONS



Various factors, such as the compaction index, soil permeability coefficient and kind of concrete may reduce the values indicated in the diagram even significantly.

Each STRABUC 930 Opinat comes factory-fitted with electric cables, 10 metres long (for electric motor, limit switches, solenoid valve, LED lights). For a correct installation always consult the specific instructions manual. Check soil permeability and in case provide a rain water drain system at the base of the ground sleeve

(*) -40 °C with specific optional accessories, see page 11.

STRABUC 930 Opinat



for Sliding Gates

for Swinging Gates

for Industrial Doors

for Garage Doors

Oil-hydraulic Road Barriers

Oil-hydraulic Retractable Bollards

Steady and Manual Posts

Electronic Controllers

Command Accessories

Safety and Signalling Accessories

Radio Receivers and Transmitters

Kits

Complete Systems

Item code No.	Post diameter (mm)	Height (mm)	Post thickness (mm)	Post finish	Signalling LEDs	Solenoid valve (24 Vdc)	Beeper
9328L	275	700	12	RAL 7016 Anthracite Grey	✓	✓	✓

NOTE: With all of the models, the post diameter is 275 mm, height 700 mm, thickness 12 mm.

NOTE: Type approval is valid provided the bollard includes all of the accessories as in the kit pack item No. 9330L

NOTE: Only oil-hydraulic operative unit complete with retractable post. The post is cataphoresis treated and polyester powder coated.

Type-approved back-reflecting sticker. Limit switch operated on post reaching up and down positions.

9 LED lights, Amber in colour. Aluminium collar, cover fixing screws, top rubber edge.

The flanged housing cylinder is hot dip galvanized, the inner support frame is electrolytic zinc coated.

230 V power supply.

With each bollard fitted with a solenoid valve, a 24 V voltage stabilizer is to be used, item No. 9321L.

Specific accessories for the bollards are on page 92



KIT pack STRABUC 930 Opinat – Type-approved –							
Item code No.	Post diameter (mm)	Height (mm)	Post thickness (mm)	Post finish	Signalling LEDs	Solenoid valve	Beeper
9330L	275	700	12	Ral 7016 Anthracite grey	✓	✓	✓



Code No.	Description	Quantity (pcs)
9328L	STRABUC 930 Opinat	1
370L	CHIS 37 surface mount	1
2032L	Detector for 2 magnetic loops, 24 Vac/dc	1
3203L	Traffic light, (230 V)x 2 lights Red and Green. With fixing brackets	1
3220L	Hazard warning sign with pole, fastening brackets and screws	1
7065L	20 µF capacitor with electric cable	1
7280L	ELPRO S40	1
7282L	Plug-in traffic light card for ELPRO S40/980/27/37	1
7285L	Polyester box model GW46002	1
7288L	E.A.R.35 – Emergency Acoustic Receiver with casing	1
9321L	24 V voltage stabilizer	1
9555L	Hot dip galvanized ground sleeve with anchoring plates, series STRABUC	1

SPECIFIC ACCESSORIES

Item No.	Description
----------	-------------



9555L Hot dip galvanized ground sleeve with anchoring plates, series STRABUC



9191L Ground sleeve cover













SPECIFIC ELECTRONIC CONTROLLERS



Item No.	Description	Service	weather-proof polycarbonate box
7280L	ELPRO S40	Single-phase	✓

NOTE: For complete information about the electronic controllers, consult the dedicated section from page 102 onwards.

CORAL - VIGILO - STRABUC

Item No.	Description
	<p>60L RAL colour change</p>
	<p>81L 12/24 Vac/dc obstacle detector to suit bollards series STRABUC 918 and STRABUC 930, complete with 10 m power supply cable and interface card to suit ELPRO S40 electronic controller. The presence of an obstacle heavier than 15 kg prevents the post from rising. Should the obstacle be detected on rising, the bollard reverses travel direction and descends flat to ground level.</p> <p><i>NOTE: the device can only be factory-fitted and suits only STRABUC 918 and STRABUC 930 range with or without solenoid valve. It cannot be fitted at a later stage.</i></p>
	<p>927L Beeper to signal the movements of the bollard. Complete with plate and 2 fixing hexagons</p> <p><i>NOTE: this item is supplied separately. To have it factory-fitted to a STRABUC bollard, order the specific item code number as listed on pages 87-89-91.</i></p>
	<p>2032L Detector for 2 magnetic loops, with 2 relay outputs and 1 output for an alarm device, 24 Vac/dc</p>
	<p>2037L 6 m circumference, pre-assembled loop with 10 m power supply cable</p>
	<p>2042L 12 m circumference, pre-assembled loop with 10 m power supply cable</p>
	<p>3203L ●● 230 V, Red and Green traffic lights, 2 lights, with fastening brackets</p>
	<p>3204L ●●● 230 V, Red, Yellow and Green traffic lights, 3 lights, with fastening brackets.</p>
	<p>3206L Pair of brackets to fasten the traffic light to the round pole</p>
	<p>3220L Hazard sign to warn of a moving bollard. Fastening brackets, screws and support pole</p>
	<p>7230L DUPCO 72 terminal board providing clean output contacts and so duplicating the single input contacts of the limit switches (each board can take up to 2 operators maximum). It can be connected to any ELPRO electronic controller.</p>
	<p>7282L Plug-in traffic light card for ELPRO S40/980/27/37</p>



Item No.	Description
7285L	IP 65 polyester box type GW46002, with door and inner metal plate
7288L	E.A.R.35 – Emergency Acoustic Receiver to detect the sirens of rescue and security emergency vehicles. In emergency situations, once a siren is detected, it gives a signal to ELPRO S40 controller to lower the bollard/s and clear the driveway. Complete with ABS casing
9191L	Ground sleeve cover
9321L	24 V voltage stabilizer. One stabilizer for each bollard fitted with a solenoid valve.
9331L	Emergency red button switch, with fastening brackets
9555L	Hot dip galvanized ground sleeve with anchoring plates, series STRABUC
2590L	Heating cable KIT, with 230 V x 3 m electric cable to suit CORAL and VIGILO retractable bollards. Complete with 10m power supply cable and 3 m aluminium sticky tape
9170L	Heating cable KIT, with 230 V x 5 m electric cable to suit STRABUC retractable bollards. Complete with 10m power supply cable and 5 m aluminium sticky tape
2249L	Kit of vandal-proof screws. Aisi 316 stainless steel, to suit CORAL and VIGILO retractable bollards
9315L	Kit of vandal-proof screws. Aisi 316 stainless steel, to suit STRABUC bollards and GASMA / GASPO manual posts
2746L	HELIOS 29 plug-in card to suit ELPRO S40. It maintains temperature with the oil inside the oil-hydraulic motor-pumps fitted to the bollards
2557L	Type-approved retro-reflective sticker (to suit CORAL posts)
2558L	Type-approved retro-reflective sticker (to suit VIGILO posts)
9183L	Type-approved retro-reflective sticker (to suit STRABUC posts)

Visual 344



Possible applications of accessories and operative devices near an automatic system

Modular post to provide housing support.

Service post indicated to be used with road barriers and retractable bollards. It provides housing for command or safety accessories inside it.

Made of Fe steel, cataphoresis treated and varnished to **withstand atmospheric agents**.

It consists of **stackable modules**, and each of them is fitted with a lockable door to access the inside by coded key.

The upper module is fitted with a front panel made of aluminium, designed and made to be inserted with various command accessories (digipads, intercoms, proximity readers, etc.).

It is also possible to fit the top module with a traffic light with two or three LED lights.



Aluminium pannel fitted with digital pad, traffic lights and proximity reader

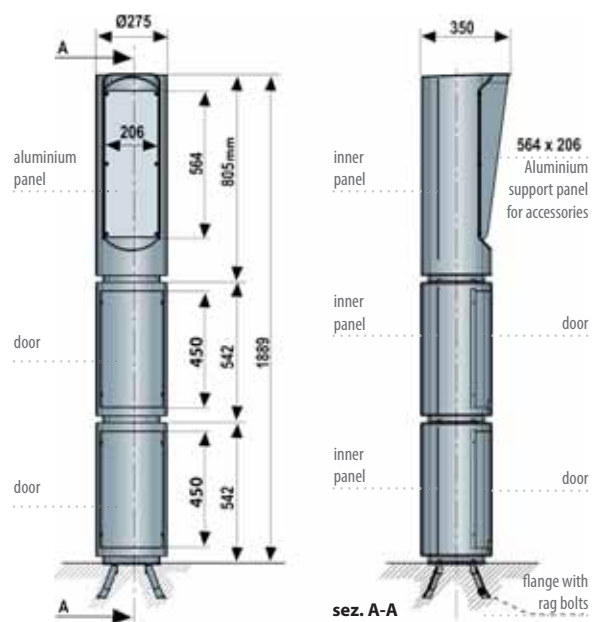


VISUAL 344 with a personalized intercom, in a car park for instance

technical data

Material	Fe 360 steel
Thickness	4 mm
Panel material	Aluminium
Module diameter	Ø 275 mm
Height of base module	542 mm
Height of module supporting accessories	805 mm
Weight with 3 modules	70 kg
weight with 2 modules	50 kg
colour	RAL 7016 Anthracite Grey Cataphoresis treated
Protection standard	IP 53
impact resistance	5.000 J (500Kg force at 1 m height)

OVERALL DIMENSIONS



Visual 344



for Sliding Gates

for Swinging Gates

for Industrial Doors

for Garage Doors

Oil-hydraulic Road Barriers

Oil-hydraulic Retractable Bollards

Steady and Manual Posts

Electronic Controllers

Command Accessories

Safety and Signalling Accessories

Radio Receivers and Transmitters

Kits

Complete Systems



Item code No.	Specifications	Modules			
	Height (m)	Code 3450L (quantity)	Code 3452L (quantity)	Code 3456L (quantity)	Code 3462L (quantity)
3446L	1,34	1	1	1	
3448L	1,88	1	1	2	
3460L	2,14	1	1	1	1

MODULES FOR VISUAL 344

Item No.	Description	Height (m)
3450L	Upper module with 1 panelled side	0,80
3456L	Base module	0,54
3462L	Intermediate module with 1 panelled side	0,80
3466L	Upper module with two panelled sides	0,80

SPECIFIC ACCESSORIES

Item No.	Description
3452L	Flange with anchoring plates and fixing screws
3457L	Base module cover
3214L (*)	LED traffic lights, 2 lights red-green, 24 V
3215L (*)	LED traffic lights, 2 lights red-green, 230 V
3216L (*)	LED traffic lights, 3 lights red-yellow-green, 24 V
3217L (*)	LED traffic lights, 3 lights red-yellow-green, 230 V
60L	RAL colour change

(*) only for applications with VISUAL 344.



Manual Posts

Retractable, Removable and Steady

Guide to applications



STEADY posts

SICU 18	page 98
CORAL series	page 98
VIGILO series	page 98
STRABUC series	page 98


MANUAL posts

RETRACTABLE	GASPO 252	page 99
	GASPO 254	page 99
	GASMA 922	page 99
	GASMA 500	page 99

REMOVABLE	SIBLI 17	page 100
	POSTO 20/22	page 100
	VIMARI 2316	page 100
	STRAMARI 2320	page 100

Specific accessories for STEADY and MANUAL posts

page 101



Retractable, Removable and Steady Manual Posts

Steady Posts

- **A complete range** of posts for traffic control that can meet the most various requirements.
- **Easy to install** in that no invasive preparatory works are needed. Ideal to restrict public or private areas. They perfectly combine with the range of automatic retractable bollards: **series CORAL, VIGILO and STRABUC.**

- **SICU 18 ram-raïd preventing armoured post** with reinforced steel inner core and external stainless steel (INOX) finish.



SICU 18



Series STRABUC



Series CORAL



Series VIGILO

Item Code No.	Model	Specifications						
		Post diameter (mm)	Height (mm)	Post thickness (mm)	Post finish	Head configuration	Ground fixing	Pre-set for LEDs (*)
180L	SICU 18	□ 120 X 120	780	5	Aisi 304 SS steel		by base plate	
2532L	CORAL 50	100	500	5	RAL 7016 Anthracite Grey	convex head	by base plate	
2533L	CORAL 80	100	800	5	RAL 7016 Anthracite Grey	convex head	by base plate	
2573L	CORAL 50	100	500	5	RAL 7016 Anthracite Grey	convex head	cement embedding	
2574L	CORAL 80	100	800	5	RAL 7016 Anthracite Grey	convex head	cement embedding	
2535L	CORAL 50	100	500	5	RAL 7016 Anthracite Grey	flat head, rubber edge	cement embedding	
2536L	CORAL 50	100	500	5	RAL 7016 Anthracite Grey	flat head, rubber edge	cement embedding	✓
2540L	CORAL 80	100	800	5	RAL 7016 Anthracite Grey	flat head, rubber edge	cement embedding	
2541L	CORAL 80	100	800	5	RAL 7016 Anthracite Grey	flat head, rubber edge	cement embedding	✓
2552L	VIGILO 50	200	500	4	RAL 7016 Anthracite Grey	convex head	by base plate	
2553L	VIGILO 80	200	800	4	RAL 7016 Anthracite Grey	convex head	by base plate	
2579L	VIGILO 80	200	800	4	Aisi 304 SS steel	convex head	cement embedding	
2583L	VIGILO 50	200	500	4	RAL 7016 Anthracite Grey	convex head	cement embedding	
2584L	VIGILO 80	200	800	4	RAL 7016 Anthracite Grey	convex head	cement embedding	
2576L	VIGILO 50	200	500	4	RAL 7016 Anthracite Grey	flat head, rubber edge	cement embedding	
2577L	VIGILO 80	200	800	4	RAL 7016 Anthracite Grey	flat head, rubber edge	cement embedding	
2578L	VIGILO 50	200	500	4	Aisi 304 SS steel	flat head, rubber edge	cement embedding	
2581L	VIGILO 80	200	800	4	Aisi 304 SS steel	flat head, rubber edge	cement embedding	
2585L	VIGILO 50	200	500	4	RAL 7016 Anthracite Grey	flat head, rubber edge	cement embedding	✓
2586L	VIGILO 80	200	800	4	RAL 7016 Anthracite Grey	flat head, rubber edge	cement embedding	✓
2587L	VIGILO 50	200	500	4	Aisi 304 SS steel	flat head, rubber edge	cement embedding	✓
2588L	VIGILO 80	200	800	4	Aisi 304 SS steel	flat head, rubber edge	cement embedding	✓
943L	STRABUC	275	700	4	RAL 1028 Melon Yellow	convex head	by base plate	✓
944L	STRABUC INOX	275	700	4	Aisi 304 SS steel	convex head	by base plate	✓
940L	STRABUC	275	700	4	RAL 1028 Melon Yellow	flat head, rubber edge	by base plate	✓
941L	STRABUC INOX	275	700	4	Aisi 304 SS steel	flat head, rubber edge	by base plate	✓

(*) in case LED lights are required, refer to item codes 1062L-2572L-936L, according to post type.

Retractable Manual Posts



for Sliding Gates

for Swinging Gates

for Industrial Doors

for Garage Doors

Oil-hydraulic Road Barriers

Oil-hydraulic Retractable Bollards

Steady and Manual Posts

Electronic Controllers

Command Accessories

Safety and Signalling Accessories

Radio Receivers and Transmitters

Kits

Complete Systems



GASMA 922	GASMA 500
-----------	-----------

Sinkable post to fully disappear into the ground. Diameter 275 mm, height 700 mm. It can be combined with STRABUC automatic bollards. Varnished finish in RAL 7016 Anthracite Grey, or Aisi 304 Stainless steel. Treadable and carriageable cover. Hot dip galvanized housing cylinder.

• **No particular adjustment or setting required, immediate installation.**

• **Simple**

to operate by gas springs inside the post: it can spring upright by itself, while lowering is to be facilitated by pushing the post head with a foot. The post is operated by a specifically designed release spanner (triangular profile as an option) allowing, with the post in fully down position, to firmly lock and hold it.

• **Safe**

with no dangerous sharp edges in that the post head has a rubber ring, and the type-approved sticker makes it visible even in dark conditions.

Sinkable post to fully disappear into the ground. For service applications such as power supply sockets. 275 mm diameter, 500 mm height. Varnished post in RAL 1028 melon yellow. Treadable and carriageable cover. Hot dip galvanized housing cylinder. Same functioning as GASMA 922.

• **Energy on demand only.**

One x 380V three-phase, "Gewiss GW 66 353" electric power socket is housed inside the post.

GASPO 252	GASPO 254
-----------	-----------

Sinkable post to fully disappear into the ground. Diameter 200 mm. Height 500 mm. It can be combined with VIGILO automatic bollards. Varnished finish in RAL 7016 Anthracite Grey or AISI 304 stainless steel (INOX). Treadable and carriageable cover. Hot dip galvanized housing cylinder.

• **No particular adjustment or setting required, immediate installation.**

• **Simple**

to operate by gas springs inside the post: it can spring upright by itself, while lowering is to be facilitated by pushing the post head with a foot. The post is operated by a specifically designed release spanner (triangular profile as an option) allowing, with the post in fully down position, to firmly lock and hold it.

• **Safe**

with no dangerous sharp edges in that the post head has a rubber ring, and the type-approved sticker makes it visible even in dark conditions.

Sinkable post to fully disappear into the ground. For service applications such as power supply sockets. 200 mm diameter, 500 mm height. Varnished finish in RAL 1028 melon yellow. Walkable and carriageable cover. Hot dip galvanized housing cylinder. Same functioning as GASPO 252.

• **Energy on demand only.**

Two x 230V single-phase, "Gewiss GW 62 426" electric power sockets are housed inside the post.

Item No.	Model	Post diameter (mm)	Post height (mm)	Post thickness (mm)	Post finish
2520L	GASPO 252	200	500	4	RAL 7016 Anthracite Grey
2524L	GASPO 252 INOX	200	500	4	Aisi 304 SS steel
2527L	GASPO 254 complete with electric sockets	200	500	4	RAL 1028 Melon Yellow
9220L	GASMA 922	275	700	4	RAL 7016 Anthracite Grey
9223L	GASMA 922 INOX	275	700	4	Aisi 304 SS steel
9225L	GASMA 500 complete with electric socket	275	500	4	RAL 1028 Melon Yellow

Removable Manual Posts

VIMARI 2316

Post diameter 200 mm.

It can be combined with the retractable bollards series VIGILO. No particular adjustment or setting required, **immediate installation** by means of a specifically designed socket. It can be easily removed from its socket by means of a release shaped spanner (triangular profile as an option).

Treadable and carriageable cover.

Safe

with no dangerous sharp edges in that the post head has a rubber ring, and the type-approved sticker makes it visible even in dark conditions.

even in dark conditions.

SIBLI 17

Anti ram-raid armoured post with reinforced steel inner core and external stainless steel (INOX) finish. It can be easily released by a custom-coded key (triangular profile as an option) and removed from its socket. A roll-away at the base facilitate displacing without physical efforts.

No works for cabling required.

STRAMARI 2320

Post diameter 275 mm.

It can be combined with the retractable bollards series STRABUC.

No particular adjustment or setting required, **immediate installation** by means of a specifically designed socket. It can be easily released by means of a release shaped spanner (triangular profile as an option) and removed from its socket. Treadable and carriageable cover.

Safe

with no dangerous sharp edges in that the post head has a rubber ring, and the type-approved sticker makes it visible

POSTO 20/22

Parking space marker to prevent unauthorized parking in reserved areas. Ideal for block of flats or private car parks.

Easy to use

Made collapsible by coded key to clear the parking area. Varnished steel or stainless steel (INOX) options available.



Item No.	Model	Specifications			
		Post diameter (mm)	Height (mm)	Post thickness (mm)	Post finish
170L	SIBLI 17	□ 120 X 120	780	4	Aisi 304 SS steel/INOX
185L	POSTO 20 INOX	□ 50 X 50	920	4	Aisi 304 SS steel/INOX
186L	POSTO 22 VARNISHED	□ 50 X 50	920	4	RAL 2002 Orange Red
2316L	VIMARI 2316	200	500	4	RAL 7016 Anthracite Grey
2319L	VIMARI 2316	200	800	4	RAL 7016 Anthracite Grey
2320L	STRAMARI 2320	275	700	4	RAL 7016 Anthracite Grey

SPECIFIC ACCESSORIES FOR STEADY - MANUAL POSTS

Item No.	Description
60L	RAL colour change



CORAL - VIGILO - STRABUC



for Sliding Gates

for Swinging Gates

for Industrial Doors

for Garage Doors

Oil-hydraulic Road Barriers

Oil-hydraulic Retractable Bollards

Steady and Manual Posts

Electronic Controllers

Command Accessories

Safety and Signalling Accessories

Radio Receivers and Transmitters


Kits


Complete Systems


Item No.	Description
----------	-------------





60L RAL colour change


	1062L Complete set of 4 x 12 V signalling LED lights with transformer and 10 m of 230 V power supply cable (only for CORAL steady posts)
---	---


	2572L Complete set of 8 x 12 V signalling LED lights with transformer and 10 m of 230 V power supply cable (only for VIGILO steady posts)
---	--


	936L Complete set of 9 x 12 V signalling LED lights with transformer and 10 m of 230 V power supply cable (only for STRABUC steady posts)
---	--


	9193L Guide flange with anchoring plates for concrete embedding (only for STRABUC steady posts)
---	--


	2555L Guide flange with anchoring plates for concrete embedding (only for CORAL steady posts)
--	--

	2556L Guide flange with anchoring plates for concrete embedding (only for VIGILO steady posts)
---	---

	2557L Type-approved retro-reflective sticker (for CORAL posts)
---	---

	2558L Type-approved retro-reflective sticker (for VIGILO posts)
---	--

	9183L Type-approved retro-reflective sticker (for STRABUC posts)
---	---

	9315L Kit of vandal-proof screws. Aisi 316 INOX Stainless Steel, to suit the STRABUC range of bollards and GASMA / GASPO manual posts.
---	---



Electronic Controllers

Quality inside a board.

Choosing FADINI means choosing Quality.

The electronic controllers series ELPRO meet any installation requirements: swinging and sliding gates, road barriers, doors, either double or single, folding doors and oil-hydraulic automatic bollards.

Each ELPRO controller is designed and produced to incorporate specific logic functions to meet any kind of installation:

programming functions is very simple. All of the boards are fitted with a connector to take FADINI plug-in receiver cards.

It is also possible to fit the board with a disconnecter switch, complete with an external knob providing also door locking.

Accurate checking and testing across all the stages of production are a guarantee for the ELPRO controllers to be extremely reliable and provide long run service and good performance.

All of the controllers are compliant with the applicable norms in force and with the Electromagnetic Compatibility Norms, as required by the European Norms.

Overall dimensions of the polycarbonate box of the controllers.



View of the box



Knob fitted to the box lid



Detail of the disconnecter switch

ELPRO series



Item No.	Model		Weather-proof box	To suit exclusively operator
----------	-------	--	-------------------	------------------------------

for swinging gates

6610L	ELPRO 7 RP	Single-phase	✓	NUPI 66
7051L	ELPRO 33 exp	Single-phase	✓	
7079L	ELPRO 13 exp	Single-phase	✓	
3518L	ELPRO 35 M	Single-phase	incorporated	BART 350 Master
3519L	ELPRO 35 S	Single-phase	incorporated	BART 350 Slave

for sliding gates

5579L	ELPRO 10 F	Single-phase/Three-phase	✓	
5582L	ELPRO 10 DSA	Single-phase/Three-phase	✓	
7055L	ELPRO 10 PLUS	Single-phase/Three-phase	✓	
7058L	ELPRO 12 PLUS	Single-phase	incorporated	NYOTA 115
7060L	ELPRO 70/3 PLUS	Single-phase/Three-phase	incorporated	MEC 200
7071L	ELPRO 14 PLUS	Single-phase/Three-phase	✓	
7087L	ELPRO 37	Single-phase/Three-phase	✓	
7180L	ELPRO 37 DS	Single-phase/Three-phase	✓	
1425L	ELPRO 10 PLUS with power contactors	Three-phase	✓	FIBO 300/400
1428L	ELPRO 10 PLUS with power contactors	Three-phase		FIBO 300/400
620L	ELPRO 62	Single-phase	incorporated	JUNIOR 624
630L	ELPRO 63	Single-phase	incorporated	JUNIOR 633/650

for overhead garage doors

243L	ELPRO 6 exp	Single-phase	✓	APROLI 480
------	-------------	--------------	---	------------

for industrial doors

7055L	ELPRO 10 PLUS	Single-phase/Three-phase	✓	
-------	---------------	--------------------------	---	--

for road barriers

2431L	ELPRO 88	Single-phase	incorporated	BARRI 88
9899L	ELPRO 980	Single-phase	incorporated	BAYT 980









for retractable bollards

7280L	ELPRO S40	Single-phase	✓	RETRACTABLE BOLLARDS
-------	-----------	--------------	---	----------------------

Universal

7047L	ELPRO 27	Single-phase	✓	
7271L	ELPRO XE	Single-phase	✓	

SPECIFIC ACCESSORIES

Item No.	Description
 2729L	Weather-proof polycarbonate box to suit the ELPRO range
 2731L	Lockable knob complete with front cover plate, screws and square rod (to combine with item code 2732L)
 2732L	Disconnecter switch to suit the lockable knob
 5578L	Electronic brake
 7062L	Microprocessor to suit the ELPRO range
 7282L	Plug-in traffic light card for ELPRO S40/980/27/37
 2746L	HELIOS 29 card
 7230L	DUPCO 72 card

Functions of the controllers

Elpro

● included
■ Preset for

	BATTANTS						COULISSANTS								OTHER			
	Elpro • 35 M	Elpro • 7 RP	Elpro • 13 exp	Elpro • 33 exp	Elpro • XE	Elpro • 27	Elpro • 10 PLUS	Elpro • 10 DSA	Elpro • 10 F	Elpro • 12 PLUS	Elpro • 37	Elpro • 62	Elpro • 63	Elpro • 70/3 PLUS	Elpro • 6 EXP	Elpro • S40	Elpro • 88	Elpro • 980
Three-phase operators							●	●	●		●			●				
Photocell. Stop in opening	●	●	●	●	●	●	●	●	●	●	●	●	●	●		●		●
2nd pair photocell input	●		●	●	●	●				●	●	●	●					
Safety edge dedicated input	●					●		●		●	●	●	●					
2nd safety edge dedicated input	●					●				●	●	●	●					
Device for photocell Safety Autotest (DSA)	●					●		●		●	●	●						
Device for safety edge autotest (DACs)	●			●		●				●	●	●	●					
Electronic brake								■	■	●	●							
Memorize remaining motor run time on interrupted cycles		●		●	●	●												
Gradual acceleration and slowdown	●											●	●					
Torque control adjustment	●	●			●							●	●					
RT Date	●											●	●					
Run times learning by radio-remote control	●	●										●	●					
Digital programming				●														
Secondary board activation (slave mode)	●									●		●	●					●
Electric lock		●	●	●	●	●	●	●		●				●				
Step-by-step mode	●	●	●	●	●	●	●	●	●	●	●	●	●	●	●			●
Deadman mode (hold-on-switched)				●	●	●	●	●	●	●	●			●	●			●
Pedestrian opening	●	●	●	●	●	●	●	●	●	●	●	●	●	●	●			
Pedestrian opening by remote control	●	●	●	●	●	●	●	●	●	●	●	●	●	●	●			
Stroke reversing pulse			●	●	●	●	●	●	●	●	●				●			●
External clock	●		●	●	●	●		●		●	●	●	●					
Courtesy light	●			●	●	●	●			●		●	●	●	●			
Status indication light	●	●	●	●	●	●	●	●	●	●	●	●	●	●	●		●	●
Semi-automatic mode	●	●	●	●	●	●	●	●	●	●	●	●	●	●	●	●		●
Automatic mode	●	●	●	●	●	●	●	●	●	●	●	●	●	●	●	●		●
Pre-flashing	●	●	●	●	●	●	●	●	●	●	●	●	●		●			●
No flasher in dwell time, automatic mode	●	●	●	●	●	●	●	●	●	●	●	●	●		●			●
Plug-in radio card	●	●	●	●	●	●	●	●	●	●	●	●	●	●	●	●		●
No travel reverse by remote control in opening	●	●	●	●	●	●	●	●	●	●	●	●	●		●			●
Radio receiver deactivated in dwell time							●											
Auto-close	●			●	●	●					●	●	●				●	●
Control up to 4 automatic bollards																●		
Pre-set for traffic light, up to 3 lights						●					●					●		●
Separate connections for solenoid valve																●		
Circuit for Supervision of Integrity (C.S.I.)																●		
Pre-set for beeper																●		

for SWINGING gates



ELPRO 35M

code **3518L**

Electronic controller to suit **BART 350 Master**: gate travel control in auto-learning mode, including slowdowns, travel reverse on obstacle impact, preset for connection to ELPRO 35S, slave board.

Green/red diagnostic LEDs enabling to easily assess the operator status.



ELPRO 35S

code **3519L**

Electronic board to suit **BART 350 Slave**.



ELPRO 7 RP

code **6610L**

Electronic controller for swinging gates. Automatic or semi-automatic modes, torque control, electric lock power supply output, radio receiver card connector, connection terminals for photocells, open-stop-close button switch. Auto-diagnostic LEDs, low and high voltage fuses, memory of the times, pedestrian opening, status indication. To suit **NUPI 66**.



ELPRO 13 exp

code **7079L**

Single-phase electronic controller for swinging gates. Automatic or semi-automatic modes, preset with programmable logic functions, including "stroke reversing" pulse, one gate leaf operation, step-by-step with stop in between. Fitted with capacitors. Luminous diagnostics.



ELPRO 33 exp

code **7051L**

Single-phase electronic controller for swinging gates. Operating times can be programmed and memorized, viewing on an incorporated multi-function display.

for SWINGING and SLIDING gates



ELPRO XE

code **7271L**

Single-phase universal controller for swinging and sliding gates and for up-and-over doors. Automatic or semi-automatic modes, courtesy light output, diagnostics by LEDs, deadman (hold-on-switched) control, step-by-step mode, pedestrian opening, output terminals for an electric lock, connector for plug-in receiver card, outputs for photocells and open-stop-close button switch, torque control for electromechanical operators.



ELPRO 27

code **7047L**

Electronic controller fitted with motor capacitors. Designed to control single or double swinging gates. Motor-operators with or without limit switches.

It also suits operators for single or bi-parting sliding gates (max 0,5 HP, with mechanical clutch).

for SLIDING gates



ELPRO 10 PLUS

code **7055L**

Electronic controller for sliding gates, automatic or semi-automatic modes, programmable logic functions.
Connector for plug-in radio receiver card, line relays, luminous diagnostics.
No capacitors. Single-and three-phase.



ELPRO 10 PLUS with power contactors

code **1425L**

complete with IP 65 polycarbonate box

ELPRO 10 PLUS with power contactors

code **1428L**

board only



ELPRO 10 DSA

code **5582L**

To all of the functions of ELPRO 10 plus, this electronic controller adds the possibility to incorporate the plug-in electronic brake (code 5578L)
Pedestrian opening and output terminals to power supply a 15 W electric lock.
DSA function incorporated as standard.
Single- and three-phase applications.



ELPRO 10 F

code **5579L**

In addition to all of the functions of ELPRO 10 Plus, it includes a connector with the possibility to take the plug-in electronic brake.
Single- and three-phase applications.



ELPRO 12 PLUS

code **7058L**

Electronic controller specific for the **NYOTA 115** range of motor operators.
Without capacitor, single-phase only.



ELPRO 14 PLUS

code **7071L**

Electronic controller for bi-parting sliding gates. Automatic or semi-automatic modes, programmable logic functions.
Single- and three-phase applications.



ELPRO 37

code **7087L**

Electronic controller for sliding gates. Single- and three-phase applications.
Incorporated electronic brake.

ELPRO 37 DS

code **7180L**

In addition to all of the functions of ELPRO 37 it includes features to control Double Sliding gates



ELPRO 62

code **620L**

Electronic controller for **JUNIOR 624**: gate travel control in auto-learning mode, slowdowns, gate travel reverse on obstacle impact, preset for a second sliding gate (master/slave).
Diagnostics by green/red LEDs to easily assess the status of the operator.
Possibility to connect 2 x 2.6 Ah -12 V batteries to it.


ELPRO 63

 code **630L**

Electronic controller for **JUNIOR 633** and **JUNIOR 650**: gate travel control in auto-learning mode, slowdowns, gate travel reverse on obstacle impact, preset for a second sliding gate (master/slave). Diagnostics by green/red LEDs to easily assess the status of the operator.


ELPRO 70/3 PLUS

 code **7060L**

Electronic board preset for automatic or semi-automatic modes, programmable logic functions, without capacitor.
For **MEC 200** 0,5 HP single- and three-phase operators.

other

ELPRO 6 exp

 code **243L**

Electronic controller with relays, step-by-step function with stop in between. Automatic re-closing.


ELPRO S40

 code **7280L**

Single-phase electronic controller up to 4 automatic retractable bollards.
All programmable functions included, automatic or semi-automatic modes of operation, removable terminal blocks, luminous diagnostics by LEDs, separated connectors for the capacitors, preset to take a control card for traffic lights with 2/3 lights and external time clock.


ELPRO 88

 code **2431L**

electronic controller for **BARRI 88** barriers. Automatic closing.


ELPRO 980

 code **9899L**

Electronic controller for BAYT 980 barriers.
Step-by-step function, deadman (hold-on-switched) control, automatic/semi-automatic operations. Preset to operate two synchronized barriers at a time (master/slave).
Connector to take a control card for traffic light with 2/3 lights and external time clock for opening and closing operations at preset times.

Subsidiary electronic cards

HELIOS 29

 code **2746L**

HELIOS 29 is a plug-in card studied for ELPRO 13/33/27/S40/7RP controllers allowing, in very cold environments (-40°C), to maintain temperature with the oil inside the oil-hydraulic FADINI operators.

The required limit temperature for HELIOS 29 to be activated is easy to select by a trimmer fitted on the card, in combination with a thermostat that is incorporated in HELIOS 29. Alternatively, it is possible to connect to it either an external thermostat or a thermal probe (both optional) to detect temperature at a distance from HELIOS 29 and pilot it.


DUPCO 72

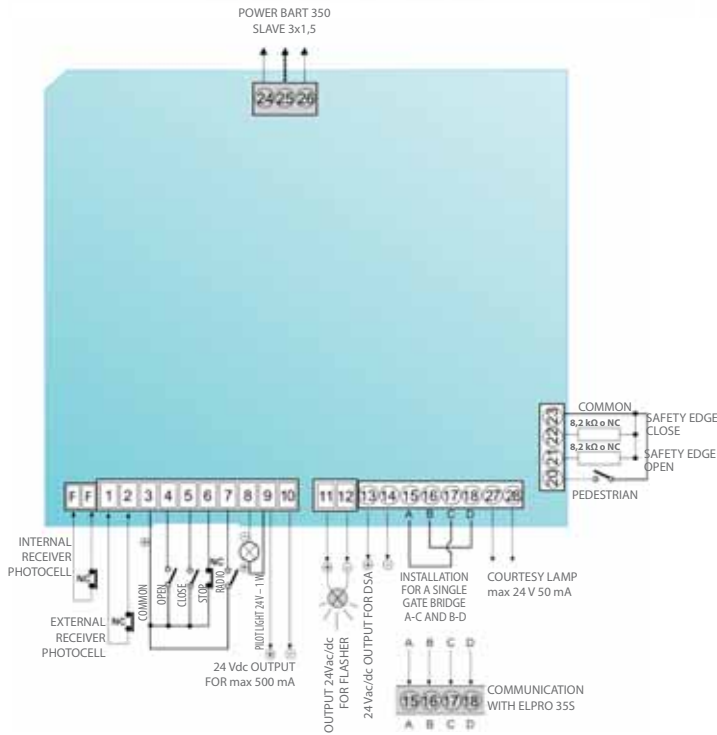
 code **7230L**

This card duplicates the single contact inputs of the limit switches in order to obtain more clean contact outputs. Maximum two operators with limit switches can be connected to it.

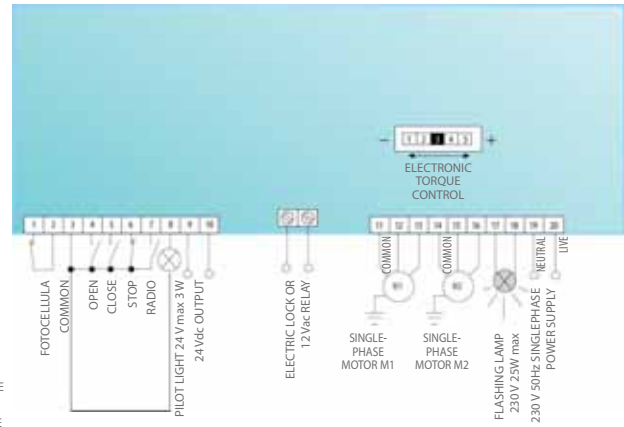
ELPRO series

CONNECTIONS DIAGRAMS OF THE ELECTRONIC CONTROLLERS

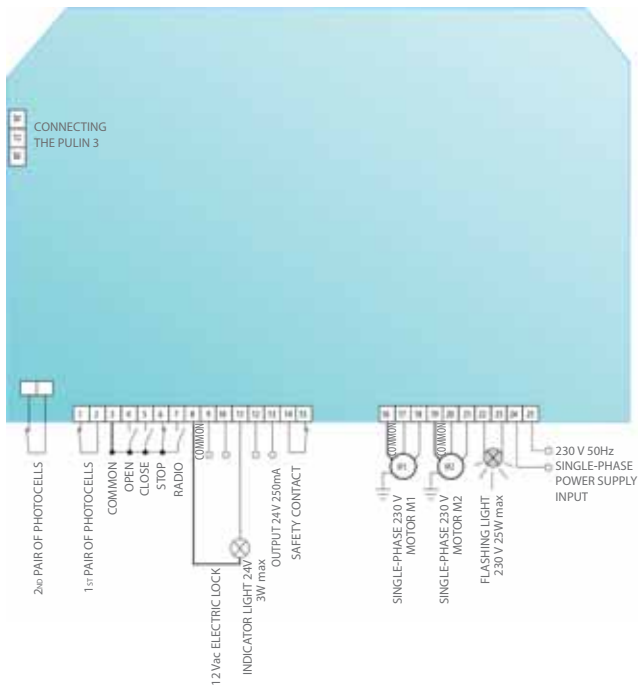
ELPRO 35 M



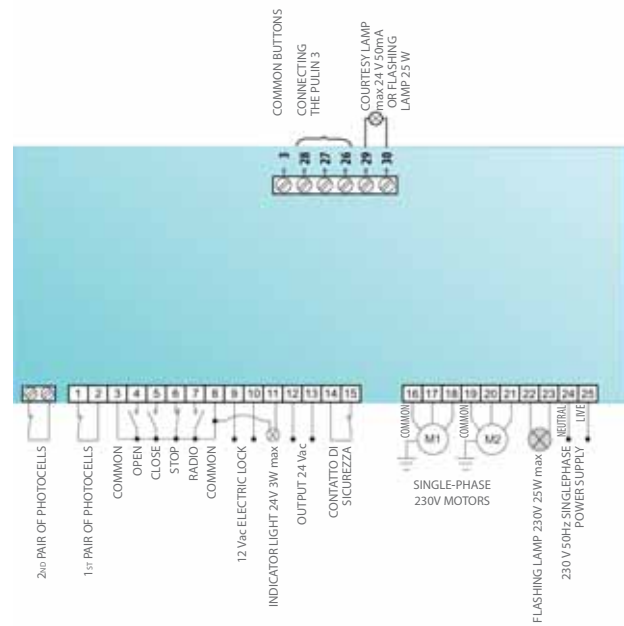
ELPRO 7 RP



ELPRO 13 exp



ELPRO 33 exp



ELPRO series

CONNECTIONS DIAGRAMS OF THE ELECTRONIC CONTROLLERS



for Sliding Gates

for Swinging Gates

for Industrial Doors

for Garage Doors

Oil-hydraulic Road Barriers

Oil-hydraulic Retractable Bollards

Steady and Manual Posts

Electronic Controllers

Command Accessories

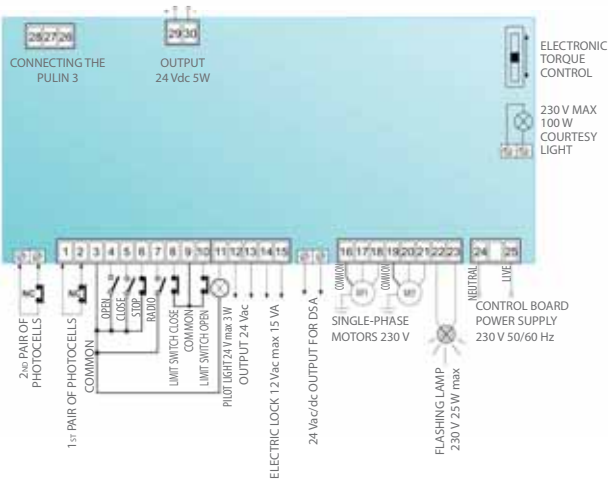
Safety and Signalling Accessories

Radio Receivers and Transmitters

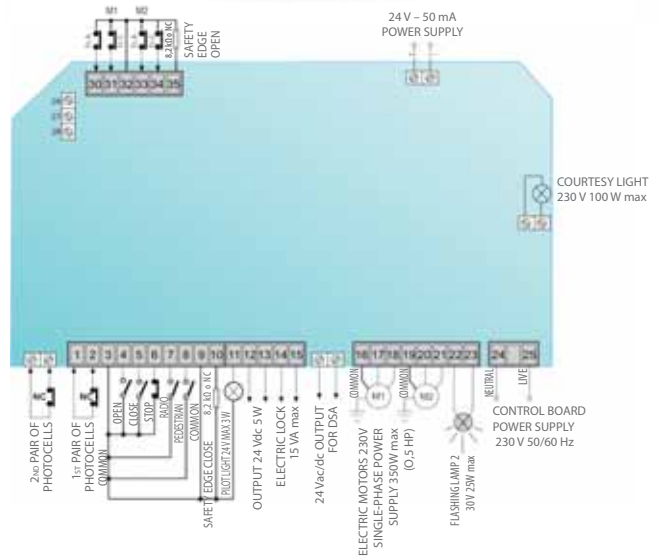
Kits

Complete Systems

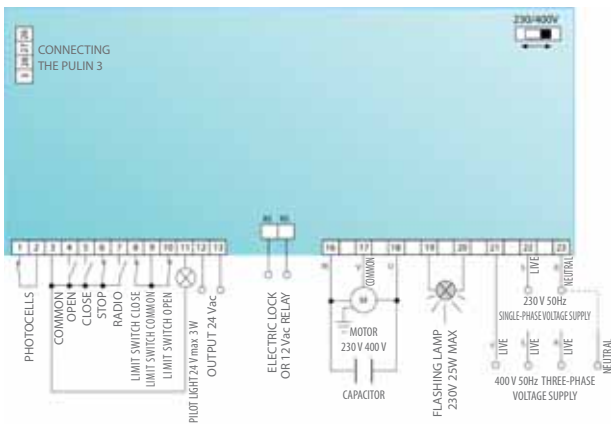
ELPRO XE



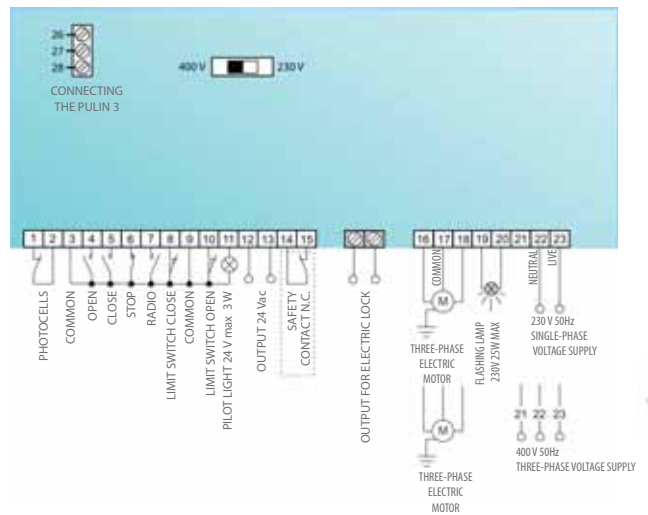
ELPRO 27



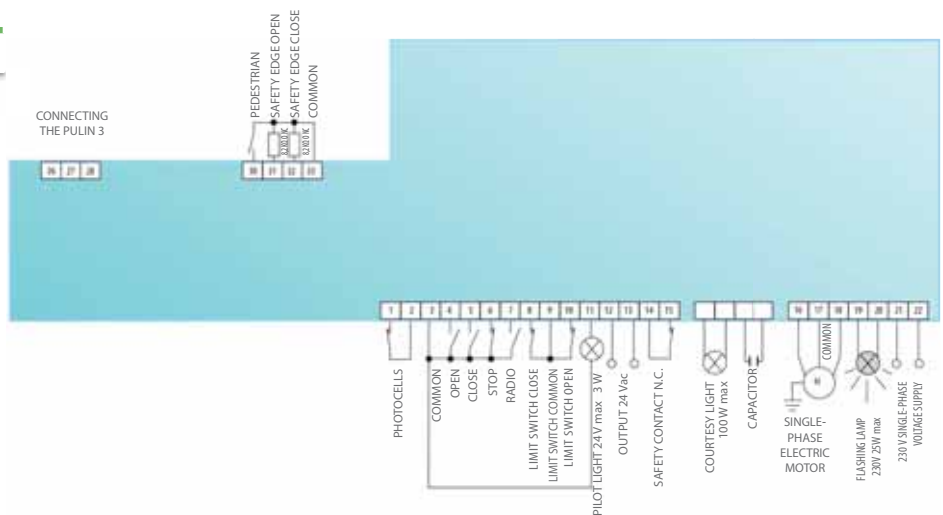
ELPRO 10 PLUS



ELPRO 10 DSA



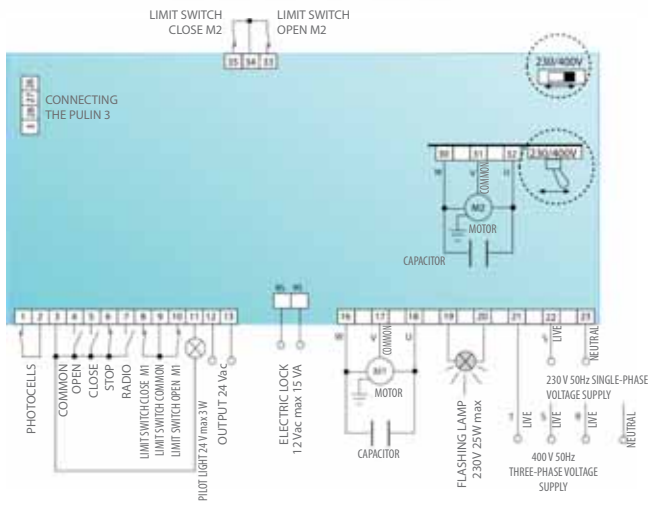
ELPRO 12 PLUS



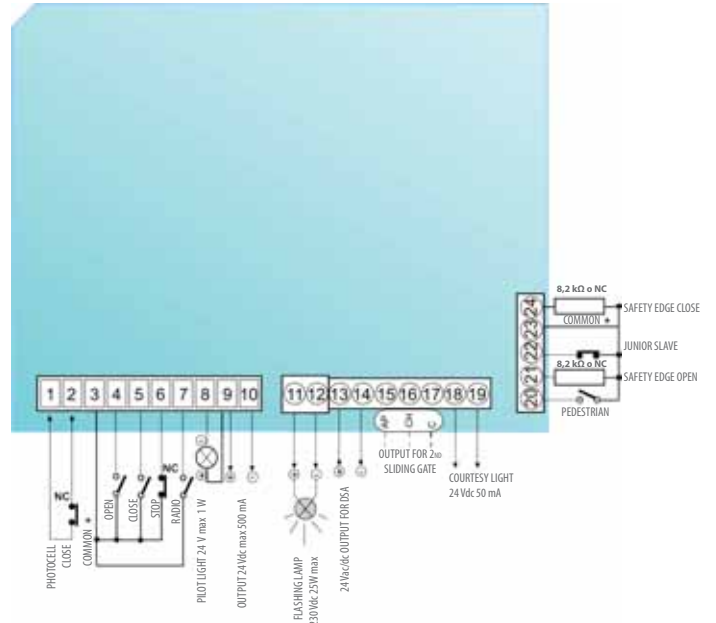
ELPRO series

CONNECTIONS DIAGRAMS OF THE ELECTRONIC CONTROLLERS

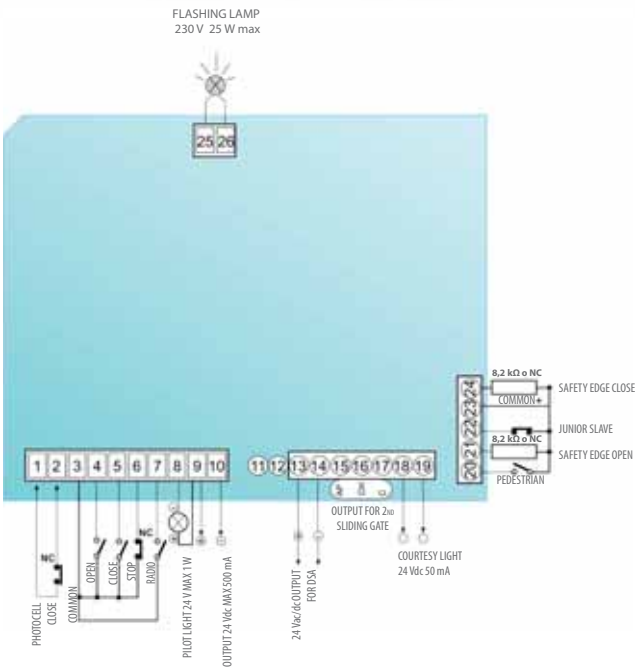
ELPRO 14 PLUS



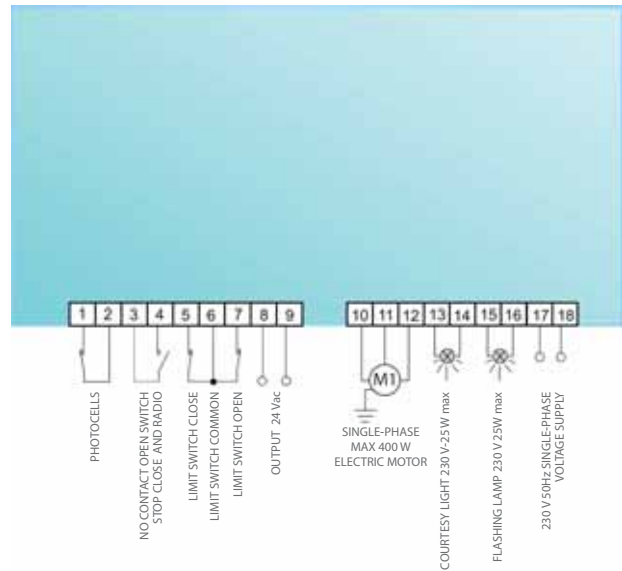
ELPRO 62



ELPRO 63



ELPRO 6 exp



ELPRO series

CONNECTIONS DIAGRAMS OF THE ELECTRONIC CONTROLLERS



for Sliding Gates

for Swinging Gates

for Industrial Doors

for Garage Doors

Oil-hydraulic Road Barriers

Oil-hydraulic Retractable Bollards

Steady and Manual Posts

Electronic Controllers

Command Accessories

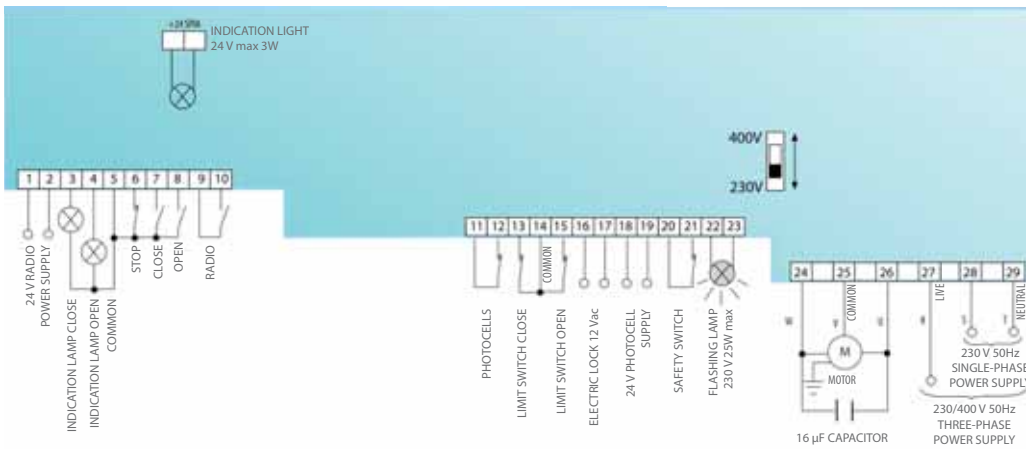
Safety and Signalling Accessories

Radio Receivers and Transmitters

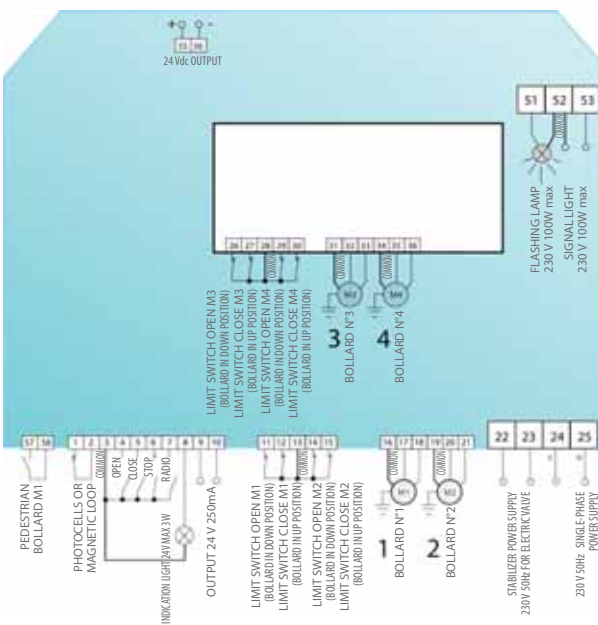
Kits

Complete Systems

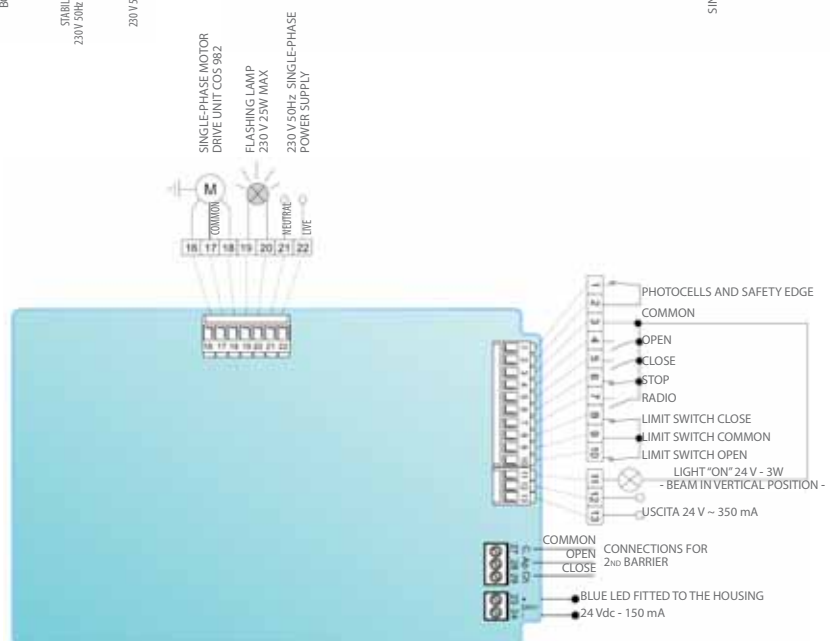
ELPRO 70/3 PLUS



ELPRO S40



ELPRO 980





Command Accessories

Guide to applications



Digital keypad

DGT 61

page 114

Proximity reader

SAPE 69



page 115

Key-switches

CHIS 37



page 116

CHIS-E 37



page 117

Specific complementary articles

specific complementary articles for DGT 61, SAPE 69, CHIS 37, CHIS-E 37

page 118

Token operated access control unit

GECO 9



page 119



Digital Keypad with connection by cable.

Keypad in two options, partial recess or surface mount, made of **rust-proof treated aluminium** and fitted with a stainless steel front cover.

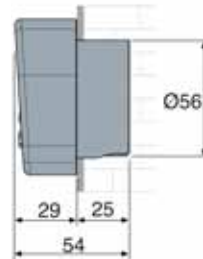
- **Key-buttons back-lit in blue.**
- **Sound and visual signalling**
 - a beep sound emitted by key pressing
 - green led for correct proceedings
 - red led for wrong proceedings or stop button pressed
- **Simple to program**
 - by the main board with dip-switches.
 - Two N.O. outputs and one N.C. Up to 4 different access codes can be memorized with each single N.O. output. Timed and bistable functions.
- **Simple to install**
 - by a complete range of fitting accessories: lateral support, posts in various heights (0,50-0,75-1,20 m), hole-adapting flange. ABS casing to recess.

Technical data

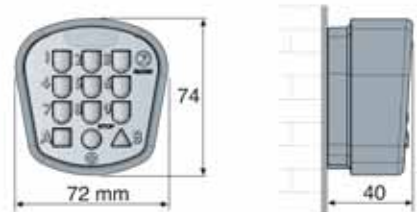
Power supply	2 x 0,5 mm ²	12 - 24 Vac/dc
Connections to keypad		4 x 0,5 mm ²
Keypad power absorption		15 mA
Relay absorption on standby		4 mA
Relay absorption on activation		27 mA
Working temperature		-20 °C +80 °C
N.O. channels		2
N.C. Channels		1
Communication distance		max 100 m
Output contacts		1 A - 125 V - 60 VA
Keypad protection standard		IP 54
Main board protection standard		IP 53

OVERALL DIMENSIONS

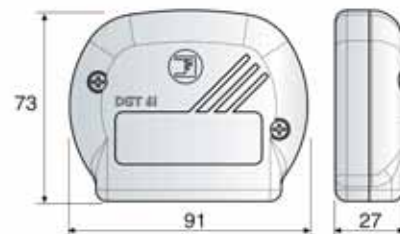
recess mount






surface mount



Main board



Item No.	Model	Version
 610L	DGT 61	surface mount
 611L	DGT 61	recess mount Ø 56 mm
 612L	Main board	

NOTE: item code Nos. 610L and 611L always require the main board item code 612L

ACCESSORIES

NOTE: for complete information about the accessories, consult the dedicated section on page 118.

Sape 69



for Sliding Gates

for Swinging Gates

for Industrial Doors

for Garage Doors

Oil-hydraulic Road Barriers

Oil-hydraulic Retractable Bollards

Steady and Manual Posts

Electronic Controllers

Command Accessories

Safety and Signalling Accessories

Radio Receivers and Transmitters

Kits

Complete Systems



Proximity Reader with cards or keyrings.

Recess or surface mount options. The receiver, inside a specifically designed casing, is fitted with a mini-USB port to load data on the software. Programming cards as follows: Green (data storing) and Red (deleting). Command BLUE card or keyring for access control. Removable memory up to **4.000 users** (two lists up to 2.000 users each).

Simple to program

by means of SAPE 69 BOX equipment enabling installers to manage complex applications by a dedicated software.

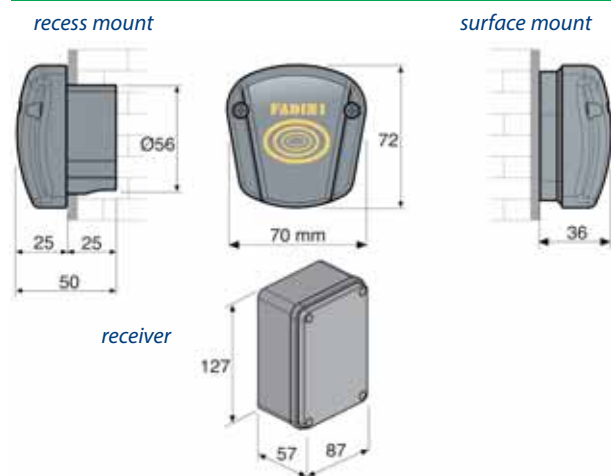
Simple to install









by a complete range of fitting accessories: lateral support, posts in various heights (0,50-0,75-1,20 m), hole-adapting flange. ABS casing to recess.

Technical data

Receiver power supply	230 Vac ±10% - 50 Hz
Reader power supply (from receiver)	12 V
Max. absorption per single reader	50 mA
Receiver max. absorption	10 mA
Working temperature	-20 °C +60 °C
N.O. channels	1
Communication distance	max 100 m
Output contacts	1 A - 125 V - 60 VA
Reader protection standard	IP 55
Receiver protection standard	IP 65
Memory list 1	2.000 cards
Memory list 2	2.000 cards

OVERALL DIMENSIONS



Item No.	Description
 690L	SAPE 69 reader, recess mount, Ø 56 mm
 691L	SAPE 69 reader, surface mount
 692L	SAPE 69 complete receiver
 693L	Pair of cards: GREEN (data storing) and RED (deleting) to program the BLUE cards and the command keyrings into the receiver item code 692L
 694L	User's blue card
 695L	User's blue Command keyring
 696L	Removable memory card
 697L	SAPE 69 BOX complete with Receiver and Reader. To program and manage complex applications. Connection to PC by mini-USB port (cable not included).

NOTE: Item code Nos. 690L and 691L always require the receiver 692L and the programming cards 693L.

ACCESSORIES

NOTE: for complete information about the accessories, consult the dedicated section on page 118.



recess mount

surface mount

Keyswitch

- Standard profile cylinder. Custom-coded key with **ergonomic grip**.
- **Maximum security**
burglar-proof thanks to the external casing made of rust-proof pressure cast aluminium.
- **Terminals providing N.O. and N.C. command contacts**
- **Blue LED light**
standard to make the unit visible in the night
- **Simple to install**
by a complete range of fitting accessories: lateral support, posts in various heights (0,50-0,75-1,20 m), hole-adapting flange. ABS casing to recess.



Detail of CHIS 37
recessed onto an anodized
aluminium post



Detail of the inside

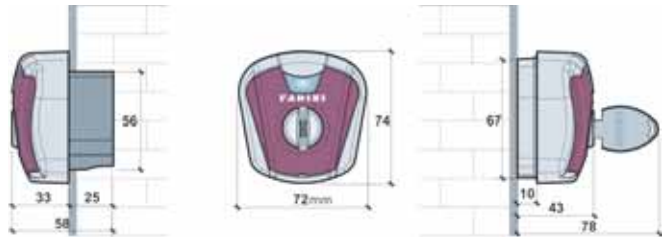
Technical data

LED power supply	12 V / 24 Vac/dc
LED absorption	max 5 mA
Working temperature	-30 °C +70 °C
microswitch contact	gold triple layer
microswitch max. load	100 mA and 30 V
Protection standard	IP 54

OVERALL DIMENSIONS

recess mount

surface mount



Item No.	Model	Key profile	Version
370L	CHIS 37		surface
371L	CHIS 37		recess Ø 56 mm

SPECIFIC ACCESSORIES

Item No.	Description
378L	Custom-coded key (No.WA7001 to WA7030)
379L	Complete cylinder and 2 custom-coded keys (No.WA7001 to WA7030)

ACCESSORIES

NOTE: for complete information about the accessories, consult the dedicated section on page 118.

Chis-E 37



for Sliding Gates

for Swinging Gates

for Industrial Doors

for Garage Doors

Oil-hydraulic Road Barriers

Oil-hydraulic Retractable Bollards

Steady and Manual Posts

Electronic Controllers

Command Accessories

Safety and Signalling Accessories

Radio Receivers and Transmitters

Kits

Complete Systems



recess mount

surface mount

Keyswitch

European profile cylinder. Custom-coded key.

- **Maximum security**
burglar-proof thanks to the external casing made of rust-proof pressure cast aluminium.
- **Terminals providing N.O. and N.C. command contacts**
- **Blue LED light**
standard to make the unit visible in the night.
- **Simple to install**
by a complete range of fitting accessories: lateral support, posts in various heights (0,50-0,75-1,20 m), hole-adapting flange. ABS casing to recess.



Detail of CHIS-E 37 recessed onto an anodized aluminium post



Detail of the blue light LED

Technical data

LED power supply	12V / 24Vac/dc
LED absorption	max 5 mA
Working temperature	-30 °C +70 °C
microswitch contact	gold triple layer
microswitch max. load	100 mA and 30 V
Protection standard	IP 54

OVERALL DIMENSIONS

recess mount

surface mount










	Item No.	Model	Key profile	Version
	372L	CHIS-E 37		surface
	373L	CHIS-E 37		recess Ø 56 mm
	374L	CHIS-E 37	without European cylinder	surface
	375L	CHIS-E 37	without European cylinder	recess Ø 56 mm

SPECIFIC ACCESSORIES

Item No.	Description
376L	European profile key, custom-coded (No. F0001 to F0025)
377L	Complete cylinder, European profile, and 2 custom-coded key (No. F0001 to F0025)

ACCESSORIES

NOTE: for complete information about the accessories, consult the dedicated section on page 118.

	Item No.	Description	Post height (cm)	quantity per pack (pcs)
	552L	Recess mount ABS box		12
	553L	Size adaptor with reduced hole to replace existing DIFO 33-POLO 44- PRIT 19-SECH 15 with the new models (recess Ø 56 mm)		20
	554L	Post fixing base plate and cover with 4 fixing screws		10
	555L	Anodized aluminium post with support, without fixing base plate	50	2
	556L	Anodized aluminium post with support, without fixing base plate	75	2
	557L	Anodized aluminium post with support, without fixing base plate	120	2
	558L	Support for post mount or wall lateral application		2
	560L	Size adaptor with reduced hole to replace existing POLO 44-PRIT 19 with the new models (recess Ø 56 mm)		10
	562L	Anodized aluminium post, with fixing base plate and support	50	1
	564L	Anodized aluminium post, with fixing base plate and support	50	2
	565L	Anodized aluminium post, with fixing base plate and support	75	2

Geco 9

24V 230V



for Sliding Gates

for Swinging Gates

for Industrial Doors

for Garage Doors

Oil-hydraulic Road Barriers

Oil-hydraulic Retractable Bollards

Steady and Manual Posts

Electronic Controllers

Command Accessories

Safety and Signalling Accessories

Radio Receivers and Transmitters

Kits

Complete Systems



Token operated device for access control

Simple and immediate

it can be combined with automatic systems such as road barriers, bollards or other access control systems.

Just put the token into the slot to get open and close control of an automatic system. In case of power failure, no tokens are taken by the device.

Robust and reliable

Powder coated or satin Aisi 304 stainless steel (INOX) structure. The door for token recovery can be opened only by a coded key.

230 V or 24 Vac options



GECO 9 powder coated version
RAL 2002 orange red

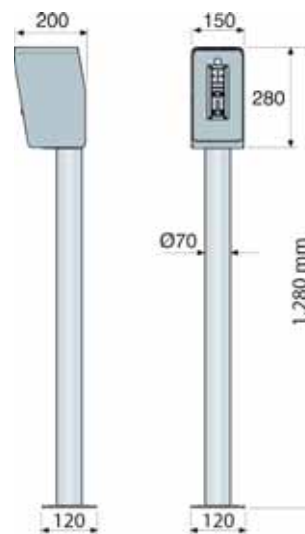


Steel special token

Technical data

Power supply	230 Vac/24Vac
Electric coil	230 V
Resistance	5,5 kOhm
Absorbed current	40 mA
Quality mark	1389919 England
Microcontact	5 A -250 Vac
Command contact	Rotating
Command functioning	Mechanical
Working temperature	-20 °C +125 °C
Rated current	2 A
Protection standard	IP 43
Polyester powder coating	RAL 2002
Token	Stainless steel
Weight	8,5 kg
Collection capacity	300 tokens

OVERALL DIMENSIONS



Item No.	Model	Power supply voltage	Finish
2028L	GECO 9	24 Vac	INOX Aisi 304
2029L	GECO 9	230 V	INOX Aisi 304
2033L	GECO 9	230 V	RAL 2002 orange red
2035L	GECO 9	24 Vac	RAL 2002 orange red

SPECIFIC ACCESSORIES

Item No.	Description
60L	RAL colour change
2034L	Steel token





Safety and Signalling Accessories



Guide to applications



SAFETY DEVICES WITH INFRARED LIGHT

TRIFO 11	<i>page 122</i>
FIT 55	<i>page 123</i>
DIFO 33	<i>page 124</i>
ORBITA 57	<i>page 125</i>

SAFETY AND SIGNALLING ACCESSORIES

ARPO 58	<i>page 126</i>
SAFETY EDGES	<i>page 127</i>
MIRI 4  LED FLASHER	<i>page 128</i>
LED  TRAFFIC LIGHTS	<i>page 129</i>

Trifo 11



Modulated infrared light safety device.

- **Easy to install**
- **Slimline**

44x25x76 mm.

A studied design to meet requirements for minimum dimensions and limited space conditions.

Surface application or mount on an aluminium post

12 V/24 Vac/dc power supply. 6 m distance range.



Accessory. Anodized aluminium post

Technical data

Power supply	24 Vac/dc
Projector absorption	55 mA
Receiver absorption	35 mA
Working temperature	-20 °C +70 °C
Relay contact rating	1 A - 125 V - 60 VA max
Infrared modulated light	1.500 Hz
two relays	change-over
Distance range (*)	6 m
Obstacle detecting time	6 ms
Protection standard	IP 55
Weight of one pair TRIFO 11	85 g
Complete package TRIFO 11	1,4 kg


(*) Distance decreases in case of fog, rain or dusts.

OVERALL DIMENSIONS



Item No.	Model	Version	Distance (m)	Pcs/pack
 107L	Pair of photocells TRIFO 11	surface mount	6	1

SPECIFIC ACCESSORIES

Item No.	Description	Height (cm)	Quantity
 108L	Post with base, cover and fixing screws	50	2
109L	Post with base, cover and fixing screws	50	1

Fit 55

12/24
V



for Sliding
Gates

for Swinging
Gates

for Industrial
Doors

for Garage
Doors

Oil-hydraulic
Road Barriers

Oil-hydraulic
Retractable
Bollards

Steady and
Manual Posts

Electronic
Controllers

Command
Accessories

Safety and
Signalling
Accessories

Radio Receivers
and Transmitters

Kits

Complete
Systems



recess mount

surface mount

Modulated infrared light safety device.

• Compact

in size with both versions, recess and surface mount. All of the electronic components are protected inside a water-tight casing.

• Simple to install

thanks to a complete range of fitting accessories: lateral support, posts of various heights (0,50 – 0,75 – 1,20 m), size adaptor and ABS casing to recess.

12 V/24 Vac/dc power supply. 20 m distance range
Increased distance in the version FIT 55 PLUS: 30 m.



FIT 55 on a 0.5 m anodized aluminium post



FIT 55 on a lateral support, surface mount

Technical data

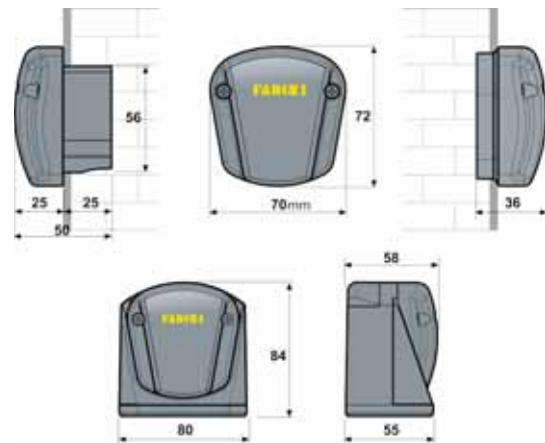
Modulated light frequency	1.100 Hz
Power supply	12V or 24 Vac/dc
Projector absorption	26 mA
Receiver absorption	28 mA
Working temperature	-20 °C +70 °C
Output contact	1 A - 125 V - 60 VA max
Distance range (*)	20/30 m
Obstacle detecting time	6 ms
Protection standard	IP 55

(*) Distance decreases by approx. 30-50% in case of fog, rain or dusts.

OVERALL DIMENSIONS

recess mount

surface mount



Item No.	Model	Version	Distance (m)	Pcs/pack
550L	Pair of photocells FIT 55	surface mount	20	1
551L	Pair of photocells FIT 55	recess mount Ø 56 mm	20	1
540L	Pair of photocells FIT 55 PLUS	surface mount	30	1
541L	Pair of photocells FIT 55 PLUS	recess mount Ø 56 mm	30	1

ACCESSORIES

NOTE: for complete information about the accessories, consult the dedicated section on page 118.



Modulated infrared light safety device.

• Robust

in that the casing is made of strong plastic material.

Surface, partially recess mount or on external supports to fit steel posts.

• Reliable

unaffected by weather conditions or by other luminous sources or reflected light.

24 Vac/dc power supply.

12 m distance range.

Increased distance in the version

DIFO 33 POTENZIATE

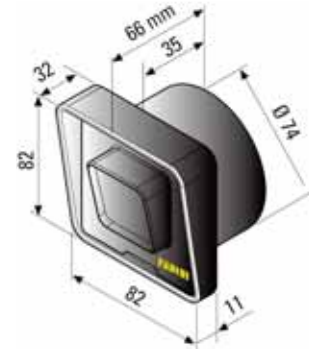
upgraded: 30 m.

Technical data

Modulated light frequency	1.100 Hz
Power supply	24 Vac/dc
Projector absorption	40 mA
Receiver absorption	50 mA
Working temperature	-10 °C +60 °C
Output contact	1 A - 125 V - 60 VA max
Distance range (*)	12/30 m
Protection standard	IP 44












(*) Distance decreases by approx. 30-50% in case of fog, rain or dusts.

OVERALL DIMENSIONS



Item No.	Model	Version	Distance (m)	Pcs/pack
330L	Pair of photocells DIFO 33	recess mount Ø 75 mm	12	1
331L	Pair of photocells DIFO 33 POTENZIATE	recess mount Ø 75 mm	30	1

SPECIFIC ACCESSORIES

Item No.	Description	Post height (cm)	Pcs/pack
 3340L	Post with fixing base plate 150x100 mm	50	1
 3344L	Post with fixing base plate 150x100 mm. One hole	120	1
 3348L	Post with fixing base plate 150x100. Two holes	120	1
 3342L	Zinc-coated post for concrete embedding	75	1
 3345L	Zinc-coated post for concrete embedding. One hole	120	1
 3356L	Zinc-coated post for concrete embedding. Two holes	120	1
 3343L	Zinc-coated support box		1
 3349L	Recess nylon box for photocells DIFO 33		1
3350L	Aluminium external casing		1
 3351L	Space plastic box to fit DIFO 33 casing		1
 3357L	Nylon casing to fit DIFO 33		1
 3358L	Aluminium box, black varnished, for DIFO 33		1

Orbita 57



for Sliding Gates

for Swinging Gates

for Industrial Doors

for Garage Doors

Oil-hydraulic Road Barriers

Oil-hydraulic Retractable Bollards

Steady and Manual Posts

Electronic Controllers

Command Accessories

Safety and Signalling Accessories

Radio Receivers and Transmitters

Kits

Complete Systems

Infrared beam safety device, with adjustable wireless transmitter.

12 V/24 Vac/dc power supply.

Multiple solutions in a single photocell. Practical and quick to respond to three different safety devices. It reduces the time and costs of installation. The transmitter can be 12 V/24 Vac/dc power supplied or by 2 batteries type AAA 1,5 V.

Alignment LED for perfect centering of the beam.

- **200° adjustable** on the horizontal axis.
- **Innovative and stylish design** very compact 43x98x42 mm to fit any space and application requirements.
15 m distance range – 8 m when battery supplied.
- **Synchronizable** to provide a protection barrier free from interference up to 7 pairs. The transmitter can be combined with a mechanical safety edge to reach a safety level in compliance with the EN 12453 Norms.

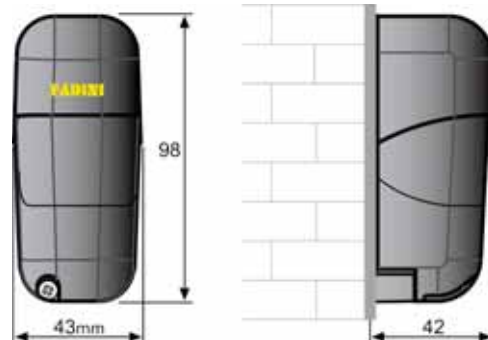


Technical data

Power supply	2x1,5 AAA or 12 V/24 Vac/dc
Transmitter absorption	11 mA - 44 µA (by battery)
Receiver absorption	16 mA
Protection standard	IP 55
Working temperature	-20°C +80°C
Distance range (*)	8 m (by battery) - 15 m
Max. rotation	200°
Output contact	1 A - 125 V - 60 VA max
Recommended cable section	inferior to 0,5 mm ²

(*) Distance decreases by approx. 30-50% in case of fog, rain or dusts

OVERALL DIMENSIONS



Item No.	Model	Version	Distance (m)	Pcs/pack
----------	-------	---------	--------------	----------



570L	Pair of photocells ORBITA 57	surface mount	15 8 (by battery)	1
-------------	------------------------------	---------------	----------------------	---



Radio Safety device with wireless transmitter.

Radio communication system to be used as safety device with sliding and swinging gates, rolling doors, up-and-over garage doors, sectional doors, fast guillotine doors and road barriers.

Ideal to be used with the movable parts of automatic systems in that it does not require any connection cable between transmitter and receiver.

Flexible

Transmitter with 2 configurable inputs able to manage both mechanical safety edges with clean N.C. contact and the 8,2 k Ω resistive safety edges. It is possible to combine up to 4 transmitters with each receiver.

Multifrequency system able to control up to 4 installations close to one another without interference problems.

Practical

Transmitter power supplied by 2 x AA 1,5V batteries; battery life 4 years.

Safe

in that it checks in real time the safety devices connected to the system, performs auto-test of the battery level and range between transmitters and receiver.

Bidirectional radio communication at 868 MHz.

in case of fault, a safety stop contact prevents the operator from starting by means of a third dedicated N.C. Relay.

A buzzer fitted to the receiver alerts in case of run down battery in the transmitter for replacement.

Distance range up to 100 meters with an aerial and 30 meters without.

Intelligent

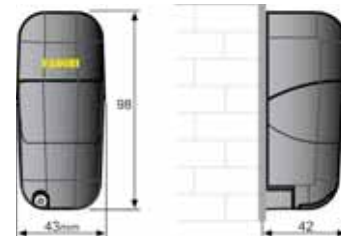
Thanks to a dedicated micro-controller circuit, separately fitted on to the board, the actual integrity and correct functioning of the safety system is constantly controlled.

In compliance with the EN 12978 and EN 13849-1 Norms.

Technical data

	RECEIVER	TRANSMITTER
Power supply	12/24 Vac/dc	2x1,5V AA batteries
Battery life		4 years
Frequency	868 MHz	868 MHz
Distance range	100 m with aerial 30 m without	100 m
No. of transmitters to associate	4	
Selectable frequencies	4	4
Outputs	2(N.O. or N.C. selectable) + 1 safety stop (N.C.)	
Relays	1A/24 Vdc	
Working temperature	-20 °C +70 °C	-20 °C+70 °C
Maximum consumption	66 mA	12 mA
Protection standard	IP 53	IP 55
Compatible safety edges		Mechanical and/or resistive 8,2 k Ω

OVERALL DIMENSIONS



Item No.	Model
----------	-------



5801L

ARPO 58 receiver



5802L

ARPO 58 transmitter

Sensitive safety edges



for Sliding Gates

for Swinging Gates

for Industrial Doors

for Garage Doors

Oil-hydraulic Road Barriers

Oil-hydraulic Retractable Bollards

Steady and Manual Posts

Electronic Controllers

Command Accessories

Safety and Signalling Accessories

Radio Receivers and Transmitters

Kits

Complete Systems

Safety devices: mechanical cable-operated edges.

In case of accidental impact with an obstacle, the cable-operated safety edge allows for stop or instant reverse of the door/gate travel.

Three safety micro switches able to detect even the smallest obstacles. Detection of lateral and frontal deformations.

The mechanical safety edge can be combined with the ORBITA 57 photocell or the wireless safety device ARPO 58 to reach a level of safety as required to comply with the EN 12453 Norms.



Installation on to a sliding gate



Inner detail of the end part



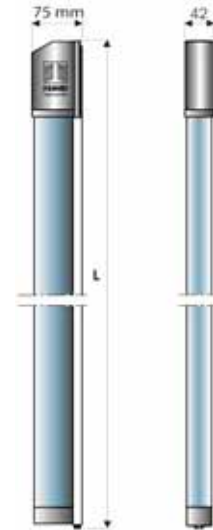
Detail of the mechanism with 3 safety micro-switches

Technical data

Deformable profile	elastic rubber
Working temperature	-10°C +50°C
Protection standard	IP 54

OVERALL DIMENSIONS

THICK PROFILE



L: 1,50 ÷ 2,00 ÷ 3,00 m

SLIM PROFILE



L: 2,50 ÷ 3,00 ÷ 4,00 m

Item No.	Description	Profile version	Length (m)
2076L	Mechanical safety edge cut-off by a steel cable, 3 safety micro-switches, with aluminium support	thick	1,50
2077L	Mechanical safety edge cut-off by a steel cable, 3 safety micro-switches, with aluminium support	thick	2,00
2079L	Mechanical safety edge cut-off by a steel cable, 3 safety micro-switches, with aluminium support	thick	3,00
2130L	Mechanical safety edge cut-off by a steel cable, 3 safety micro-switches, with aluminium support	slim	2,50
2131L	Mechanical safety edge cut-off by a steel cable, 3 safety micro-switches, with aluminium support	slim	3,00
2132L	Mechanical safety edge cut-off by a steel cable, 3 safety micro-switches, with aluminium support	slim	4,00



Flasher with LED light.


24 Vac/dc or 230 V power supply.
High brightness and visibility in any weather conditions.
Energy and costs saving.

- **Environmental friendly**
its life is 50 times superior to that of any traditional lamp.
- **Fixed or flashing light.**
- **Practical**

It can be mounted on to a wall or pillar (fittings inside the package).
Designed to take the BIRIO A8 aerial where required.



Card with LEDs



Wall mount



Gate post mount

Technical data

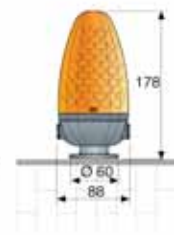
Power supply	230 Vac / 24 Vac/dc
Power	3 W
Frequency	50 Hz
Absorption	0,006 A (230 Vac) - 0,06 A (24 Vac/dc)
Intermittent	approx. 50 cycles/min.
Service	intermittent/fixed
Temperature	-20°C +80°C
Light Intensity	50 Lux
Clear dome materials	methacrylate – OROGLAX-MF110 shock-resistant
Weight	300 g
Protection standard	IP 53

OVERALL DIMENSIONS

surface mount



gate post mount



BIRIO A8 aerial



Item No.	Model
4612L	MIRI 4 LED complete with fixings for wall and gate post mount

SPECIFIC ACCESSORIES

Item No.	Description
4601L	Group of components BIRIO A8 aerial and card
4607L	RG58 Coaxial cable x 100 m
4608L	RG58 coaxial cable x 3 m

Traffic lights



for Sliding Gates

for Swinging Gates

for Industrial Doors

for Garage Doors

Oil-hydraulic Road Barriers

Oil-hydraulic Retractable Bollards

Steady and Manual Posts

Electronic Controllers

Command Accessories

Safety and Signalling Accessories

Radio Receivers and Transmitters

Kits

Complete Systems



Visual signalling.

Lights to control traffic on driveways of block of flats, residences, car parks, etc.

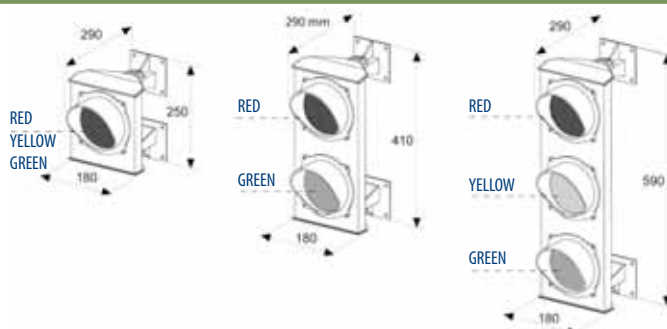
Available in various options:

- with 70 W lamp (one, two and three lights)
- with LEDs (two lights)
- special to fit the VISUAL 344 posts (two and three lights), with LEDs, 24V and 230 V (see page 95)

Technical data

Power supply	230 Vac 50 Hz
Absorbed power (per lamp)	60 W
Lamp life	8.000 hours
Lens diameter	124 mm
Protection standard	IP 65
Working temperature	-20 °C +60 °C

OVERALL DIMENSIONS



Item No.	Model	Versions		
		No. of lights	70 W Lamp	LED
3200L	Traffic light	• 1 red light	✓	
3201L	Traffic light	• 1 yellow light	✓	
3202L	Traffic light	• 1 green light	✓	
3203L	Traffic light	•• 2 lights red/green	✓	
3204L	Traffic light	••• 3 lights red/yellow/green	✓	
3210L	Traffic light LED	•• 2 lights red/green		✓

SPECIFIC ACCESSORIES

Item No.	Description
3205L	Interface ELPRO 10 Plus controller – traffic light
3206L	Pair of 2 brackets to fix the traffic lights to a pole
3209L	70W 220/240 V lamp
3212L	Controller for traffic light with 2 or 3 lights



Radio Receivers and Transmitters

Guide to applications



Frequency
433,92 MHz

ENCODING BY DIP-SWITCHES

ASTRO 43 M.Q.B.

page 132

Frequency
433,92 MHz

ROLLING-CODE

JUBI 433

page 133

ROLLING-CODE

Equipment and management software

SITI 63

page 134

Frequency
868,35 MHz

ROLLING-CODE

Equipment and management software

BIRIO 868

page 135

Astro 43 M.Q.B.



Radio Transmitter 433,92 MHz frequency auto-learning.

Access code

to be set in the transmitter by dip-switches.

433,92 MHz radio receivers (plug-in and stand alone versions) up to 4 channels.

120 m distance range and more (in open space).

Various functions

available by the radio receiver: bistable control and timer to set out-going signal.

Three models

Hand held transmitters with 2 and 4 buttons (channels).

A smaller model with 2 buttons, very handy and slimline to fit into your pocket. Shock-proof materials.

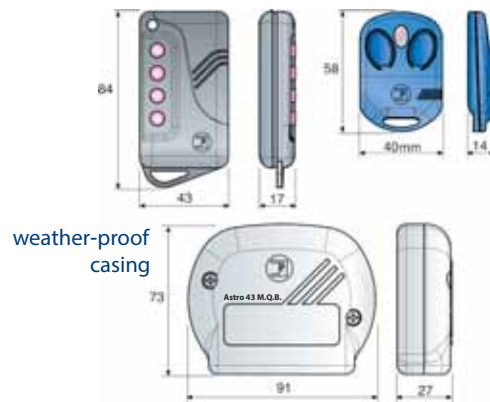
Radio receiver available with 16 A power relays.

Technical data

	RADIO RECEIVER	TRANSMITTER
Working frequency	433,92 MHz	433,92 MHz
Distance range (*)	120 m	120 m
Power supply	24 - 12 Vac/dc	battery 12 Vdc
Average absorption	20 mA	15 mA
No. of channels	1 - 4	2 - 4
Working temperature	- 10 °C +55 °C	- 10 °C +55 °C
Protection standard of the weather-proof casing, stand alone	IP 53	
Memory	800 users	

(*) Distance range on signal receiving and transmitting can be affected by external factors (eg. alarm systems, signal repeaters, etc.) working on the same frequency. FADINI cannot guarantee the real distance range in such cases.

OVERALL DIMENSIONS



RADIO RECEIVERS

Item No.	Description	Version	No. of channels
4327L	ASTRO 43/1 R M.Q.B.	stand alone	1 + 3 (optional)
4329L	ASTRO 43/2 R M.Q.B.	plug-in	2
4325L	Radio receiver ASTRO 43 M.Q.B. 4 channels, with 16A power relays 16 A - 24 Vdc - 250 Vac	stand alone	4

TRANSMITTERS

Item No.	Description	No. of channels
4314L	ASTRO 43/2 TR	2
4316L	ASTRO 43/4 TR	4
4321L	Mini ASTRO 43/2 TR Piccolo	2

SPECIFIC ACCESSORIES

Item No.	Description
4317L	N.O. Relay module
4320L	12 V battery for transmitters
4605L	BIRIO A8 rod aerial
4608L	RG58 Coaxial cable x 3 m

Jubi 433



for Sliding Gates

for Swinging Gates

for Industrial Doors

for Garage Doors

Oil-hydraulic Road Barriers

Oil-hydraulic Retractable Bollards

Steady and Manual Posts

Electronic Controllers

Command Accessories

Safety and Signalling Accessories

Radio Receivers and Transmitters

Kits

Complete Systems



Rolling Code Radio Transmitter 433,92 MHz frequency.

• Rolling code

2⁶⁴ cryptographic combinations: a guarantee of security and **clone-prevention** over the time. Radio receivers in two options plug-in or stand alone, up to 4 channels. Memory can be safely removed without losing the codes in it.

Distance range over 120 m (in open space).

• A device

for code duplication. Shared channel option.

• Three models

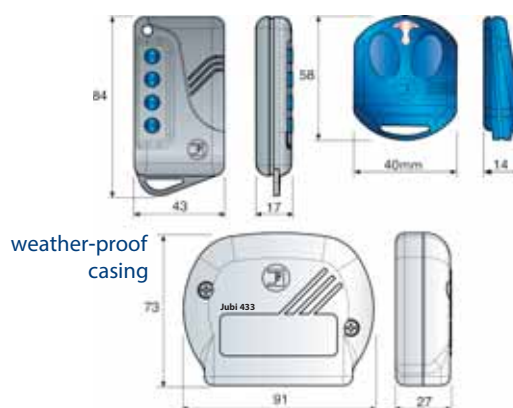
Hand held transmitters with 2 and 4 buttons (channels). The model SMALL with 2 buttons, very handy and slimline to fit into your pocket. Shock-proof materials.

Technical data



	RADIO RECEIVER	TRANSMITTER
Working frequency	433.92 MHz	433.92 MHz
Distance range (*)	120 m	120 m
Power supply	24 Vac (±10%) 12 Vdc (+20% -5%)	12 Vdc - 23A battery
Average absorption	10/25 mA	12 mA
Decoding	digital	digital Rolling Code
No. of channels	1 - 4	2 - 4
Working temperature	- 10 °C +55 °C	- 40 °C +85 °C
Protection standard of the weather-proof casing, stand alone	IP 53	
Memory	200 users	

(*) Distance range on signal receiving and transmitting can be affected by external factors (eg. alarm systems, signal repeaters, etc.) working on the same frequency. FADINI cannot guarantee the real distance range in such cases.




OVERALL DIMENSIONS









RADIO RECEIVERS

Item No.	Description	Version	No. of channels
 4330L	JUBI 433/1 R	stand alone	1 + 3 (optional)
 4332L	JUBI 433/2 R	plug-in	2

TRANSMITTERS

Item No.	Description	No. of channels
 4334L	JUBI SMALL 433/2 TR	2
 4335L	JUBI 433/2 TR	2
 4336L	JUBI 433/4 TR	4

SPECIFIC ACCESSORIES

Item No.	Description
 4338L	Code duplicating device series JUBI and JUBI SMALL
 4060L	Removable memory card
 4317L	N.O. Relay module
 4320L	12V battery for transmitters
 4605L	BIRIO A8 rod aerial
 4608L	RG58 coaxial cable x 3 m

Siti 63



Rolling Code Radio Transmitter 433,92 MHz frequency



Rolling code

2⁶⁴ cryptographic combinations: absolutely secure and **non clonable** over the time. Plug-in or stand alone receivers, up to 4 channels.

Memory can be safely removed without losing the codes in it; up to 1.800 users max. Over 120m distance range (in open space).



Access management and customizing made possible

by BIRIO LC device (master and slave versions) to duplicate, replace and delete codes from a system and master secret codes into the radio receiver memory and transmitters.

Software BIRIO TOOL

to create database and manage complex installations.

Easy and practical

to manage installations from a distance: all what is needed is to program and encode the remote controls and send them out to the final user.

Two models

of remote controls available with 2 and 4 buttons.

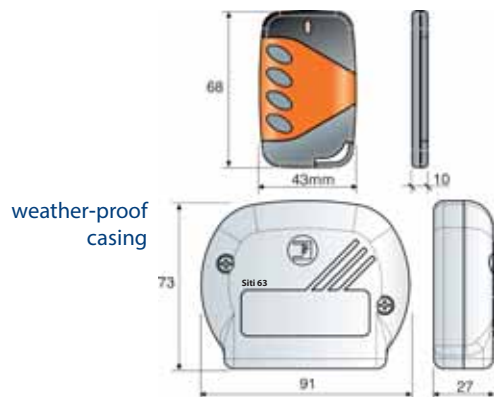
Exclusive and stylish design

Technical data



	RADIO RECEIVER	TRANSMITTER	BIRIO LC DEVICE
Working frequency	433,92 MHz	433,92 MHz	
Distance range (*)	120 m	120 m	
Power supply	24 Vac (±10%) 12 Vdc (+20% -5%)	6 Vdc (2 batteries CR 2032)	NiMh battery pack 9,6 V 250 mA
Average absorption	12/25 mA	12 mA	12 mA
Decoding	digital	digital Rolling Code	
No. of channels	1 - 4	2 - 4	
Working temperature	- 10 °C +55 °C	- 40 °C +85 °C	
Protection standard of the weather-proof casing, stand alone	IP 53		
Memory	1.800 users		

(*) Distance range on signal receiving and transmitting can be affected by external factors (eg. alarm systems, signal repeaters, etc.) working on the same frequency.
FADINI cannot guarantee the real distance range in such cases.

OVERALL DIMENSIONS











RADIO RECEIVERS

Item No.	Description	Version	No. of channels
 6310L	SITI 63/1 R	stand alone	1 + 3 (optional)
 6311L	SITI 63/2 R	plug-in	2

TRANSMITTERS

Item No.	Description	No. of channels
 6313L	SITI 63/2 TR	2
 6315L	SITI 63/4 TR	4

SPECIFIC ACCESSORIES

Item No.	Description
 4317L	N.O. relay module
 4605L	BIRIO A8 rod aerial
 4607L	RG58 coaxial cable x 100 m
 4608L	RG58 coaxial cable x 3 m
 6317L	Removable memory card
 8619L	3V battery
 8620L	BIRIO LC MASTER device to duplicate and custom-encode. RED colour
 8621L	BIRIO LC SLAVE device to duplicate and custom-encode. BLUE colour

Birio 868



Rolling Code Radio Transmitter 868,35 MHz frequency



for Sliding
Gates

for Swinging
Gates

for Industrial
Doors

for Garage
Doors

Oil-hydraulic
Road Barriers

Oil-hydraulic
Retractable
Bollards

Steady and
Manual Posts

Electronic
Controllers

Command
Accessories

Safety and
Signalling
Accessories

Radio Receivers
and Transmitters

Kits

Complete
Systems



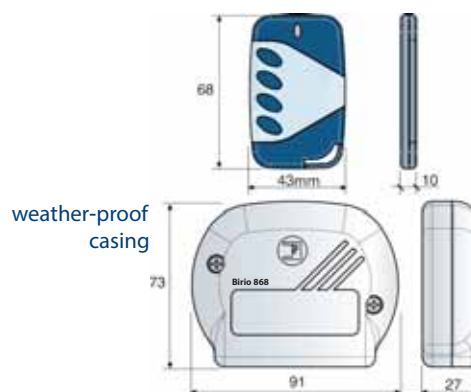
- **Rolling code**
2⁶⁴ cryptographic combinations: absolutely secure and **non clonable** over the time. Plug-in or stand alone receivers, up to 4 channels. Memory can be safely removed without losing the codes in it; up to 1.800 users max.
Over 120 m distance range (in open space).
- **Access management and customizing made possible**
by BIRIO LC device (master and slave versions) to duplicate, replace and delete codes from a system and master secret codes into the radio receiver memory and transmitters.
- **Software BIRIO TOOL**
to create database and manage complex installations.
- **Easy and practical** to manage installations from a distance: all what is needed is to program and encode the remote controls and send them out to the final user.
- **Two models**
of remote controls available with 2 and 4 buttons.
- **Exclusive and stylish design**

Technical data

	RADIO RECEIVER	TRANSMITTER	BIRIO LC DEVICE
Working frequency	868,35 MHz	868,35 MHz	
Distance range (*)	120 m	120 m	
Power supply	24 Vac (±10%) 12 Vdc (+20% -5%)	6 Vdc (2 batteries CR 2032)	NiMh battery pack 9,6 V 250 mA
Average absorption	14/28 mA	14 mA	12 mA
Decoding	digital	digital Rolling Code	
No. of channels	1 - 4	2 - 4	
Working temperature	- 10 °C +55 °C	- 40 °C +85 °C	
Protection standard of the weather-proof casing, stand alone	IP 53		
Memory	1.800 users		

(*) Distance range on signal receiving and transmitting can be affected by external factors (eg. alarm systems, signal repeaters, etc.) working on the same frequency. FADINI cannot guarantee the real distance range in such cases.

OVERALL DIMENSIONS



RADIO RECEIVERS

Item No.	Description	Version	No. of channels
8610L	BIRIO 868/1 R	stand alone	1 + 3 (optional)
8611L	BIRIO 868/2 R	plug-in	2

TRANSMITTERS



Item No.	Description	No. of channels
8613L	BIRIO 868/2 TR	2
8615L	BIRIO 868/4 TR	4

SPECIFIC ACCESSORIES

Item No.	Description
4317L	N.O. relay module
4605L	BIRIO A8 rod aerial
4607L	RG58 coaxial cable x 100 m
4608L	RG58 coaxial cable x 3 m
8618L	Rmovable memory card
8619L	3V battery
8620L	BIRIO LC MASTER device to duplicate and custom-encode. RED colour
8621L	BIRIO LC SLAVE device to duplicate and custom-encode. BLUE colour

Various complementary accessories

ELECTRIC LOCKS

Item No.	Description	Version
 7081L (*)	"YALE" electric lock complete with passing-through barrel, 2 keys, left-hand only 681	
 7083L (*)	Zinc-coated F05 "YALE" electric lock for swinging gates	Vertical
 7091L	Electric coil for "YALE" locks	
 7092L	Electric coil for "VIRO" locks	
7093L (*)	V90 "VIRO" electric lock, rotating latch bolt, European barrel to be inserted, for swinging gates	Vertical
 7098L	V96 electric lock, rotating latch bolt, European barrel, small type	Vertical
7099L	V90 "VIRO" electric lock, rotating latch bolt, round barrel, for swinging gates	Horizontal

(*) until stock sells out.

GATE ACCESSORIES

Item No.	Description	Diameter (mm)
 2061L	Wheel with fixing bolt, V-groove	90
 2064L	Wheel with fixing support, V-groove	120
 2065L	Wheel with fixing bolt, V-groove	160
 2066L	Wheel with fixing bolt, V-groove	200
 2068L	Nylon roller Ø 25x32 mm	
 2069L	Nylon roller Ø 40x44 mm	
 7089L	Mechanical latch with holding bolt	

Kit Packages



for Sliding
Gates

for Swinging
Gates

for Industrial
Doors

for Garage
Doors

Oil-hydraulic
Road Barriers

Oil-hydraulic
Retractable
Bollards

Steady and
Manual Posts

Electronic
Controllers

Command
Accessories

Safety and
Signalling
Accessories

Radio Receivers
and Transmitters

Kits



Junior 624



KIT JUNIOR 624

- 1 Geared motor JUNIOR 624, code 624L
- 1 Plug-in radio receiver
- 1 Transmitter
- 1 keyswitch CHIS 37, surface, code 370L
- 1 MIRI 4 LED flasher, code 4612L

- 1 BIRIO A8 aerial for MIRI 4, code 4601L
- 1 Pair photocells FIT 55, surface, code 550L
- 1 RG58 coaxial cable x 3 m, code 4608L
- 1 Nameplate

Max. gate weight (kg)

400

Limit switch

magnetic

Pcs/Pallet

18

NOTE: the KITS include the accessories in the above table, with the respective radio receiver and transmitter as indicated below.

Item No.	625L	626L	627L	628L
Model	KIT JUNIOR 624 with SITI 63	KIT JUNIOR 624 with BIRIO 868	KIT JUNIOR 624 with JUBI 433	KIT JUNIOR 624 with ASTRO 43 M.Q.B.
	<ul style="list-style-type: none"> 1 Plug-in radio receiver SITI 63/2R, code 6311L 1 Transmitter SITI 63/2TR, code 6313L 	<ul style="list-style-type: none"> 1 Plug-in radio receiver BIRIO 868/2R, code 8611L 1 Transmitter BIRIO 868/2TR, code 8613L 	<ul style="list-style-type: none"> 1 Plug-in radio receiver JUBI 433/2R, code 4332L 1 Transmitter JUBI SMALL 433/2TR, code 4334L 	<ul style="list-style-type: none"> 1 Plug-in radio receiver ASTRO 43/2R M.Q.B., code 4329L 1 Transmitter ASTRO 43/2TR Piccolo, code 4321L

Junior 633



for Sliding Gates

for Swinging Gates

for Industrial Doors

for Garage Doors

Oil-hydraulic Road Barriers

Oil-hydraulic Retractable Bollards

Steady and Manual Posts

Electronic Controllers

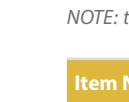

Command Accessories

Safety and Signalling Accessories

Radio Receivers and Transmitters

Kits

Complete Systems



KIT JUNIOR 633

- 1 Geared motor JUNIOR 633, code 633L
- 1 Plug-in radio receiver
- 1 Transmitter
- 1 keyswitch CHIS 37, surface, code 370L
- 1 MIRI 4 LED flasher, code 4612L

- 1 BIRIO A8 aerial for MIRI 4, code 4601L
- 1 Pair photocells FIT 55, surface, code 550L
- 1 RG58 coaxial cable x 3 m, code 4608L
- 1 Nameplate

Max. gate weight (kg)

600

Limit switch

magnetic

Pcs/Pallet

18

NOTE: the KITS include the accessories in the above table, with the respective radio receiver and transmitter as indicated below.

Item No.	635L	636L	637L	638L
Model	KIT JUNIOR 633 with SITI 63	KIT JUNIOR 633 with BIRIO 868	KIT JUNIOR 633 with JUBI 433	KIT JUNIOR 633 with ASTRO 43 M.Q.B.
	<ul style="list-style-type: none"> 1 Plug-in radio receiver SITI 63/2R, code 6311L 1 Transmitter SITI 63/2TR, code 6313L 	<ul style="list-style-type: none"> 1 Plug-in radio receiver BIRIO 868/2R, code 8611L 1 Transmitter BIRIO 868/2TR, code 8613L 	<ul style="list-style-type: none"> 1 Plug-in radio receiver JUBI 433/2R, code 4332L 1 Transmitter JUBI SMALL 433/2TR, code 4334L 	<ul style="list-style-type: none"> 1 Plug-in radio receiver ASTRO 43/2R M.Q.B., code 4329L 1 Transmitter ASTRO 43/2TR Piccolo, code 4321L

Junior 650



KIT JUNIOR 650

- 1 Geared motor JUNIOR 650, code 650L
- 1 Plug-in radio receiver
- 1 Transmitter
- 1 keyswitch CHIS 37, surface, code 370L
- 1 MIRI 4 LED flasher, code 4612L

- 1 BIRIO A8 aerial for MIRI 4, code 4601L
- 1 Pair photocells FIT 55, surface, code 550L
- 1 RG58 coaxial cable x 3 m, code 4608L
- 1 Nameplate

Max. gate weight (kg)

1.200

Limit switch

magnetic

Pcs/Pallet

18

NOTE: the KITS include the accessories in the above table, with the respective radio receiver and transmitter as indicated below.

Item No.	655L	656L	657L	658L
Model	KIT JUNIOR 650 with SITI 63	KIT JUNIOR 650 with BIRIO 868	KIT JUNIOR 650 with JUBI 433	KIT JUNIOR 650 with ASTRO 43 M.Q.B.
	<ul style="list-style-type: none"> 1 Plug-in radio receiver SITI 63/2R, code 6311L 1 Transmitter SITI 63/2TR, code 6313L 	<ul style="list-style-type: none"> 1 Plug-in radio receiver BIRIO 868/2R, code 8611L 1 Transmitter BIRIO 868/2TR, code 8613L 	<ul style="list-style-type: none"> 1 Plug-in radio receiver JUBI 433/2R, code 4332L 1 Transmitter JUBI SMALL 433/2TR, code 4334L 	<ul style="list-style-type: none"> 1 Plug-in radio receiver ASTRO 43/2R M.Q.B., code 4329L 1 Transmitter ASTRO 43/2TR Piccolo, code 4321L

Bart 350



for Sliding Gates

for Swinging Gates

for Industrial Doors

for Garage Doors

Oil-hydraulic Road Barriers

Oil-hydraulic Retractable Bollards

Steady and Manual Posts

Electronic Controllers

Command Accessories

Safety and Signalling Accessories

Radio Receivers and Transmitters

Kits

Complete Systems



KIT BART 350	
1 Geared motor Bart 350 Master, code 351L	1 keyswitch CHIS 37, surface, code 370L
1 Geared motor Bart 350 Slave, code 352L	1 MIRI 4 LED flasher, code 4612L
2 Articulated arms, code 358L	1 BIRIO A8 aerial for MIRI 4, code 4601L
1 Plug-in radio receiver	1 Pair photocells FIT 55, surface, code 550L
1 Transmitter	1 RG58 coaxial cable x 3 m, code 4608L
	1 Nameplate

Max. gate weight (kg)	300	Max. gate width per leaf (m)	2,3	Pcs/Pallet	12
-----------------------	-----	------------------------------	-----	------------	----

NOTE: the KITS include the accessories in the above table, with the respective radio receiver and transmitter as indicated below.

Item No.	3510L	3511L	3512L	3513L
Model	KIT BART 350 with SITI 63	KIT BART 350 with BIRIO 868	KIT BART 350 with JUBI 433	KIT BART 350 with ASTRO 43 M.Q.B.
	1 Plug-in radio receiver SITI 63/2R, code 6311L 1 Transmitter SITI 63/2TR, code 6313L	1 Plug-in radio receiver BIRIO 868/2R, code 8611L 1 Transmitter BIRIO 868/2TR, code 8613L	1 Plug-in radio receiver JUBI 433/2R, code 4332L 1 Transmitter JUBI SMALL 433/2TR, code 4334L	1 Plug-in radio receiver ASTRO 43/2R M.Q.B., code 4329L 1 Transmitter ASTRO 43/2TR Piccolo, code 4321L

Hindi 880 Sprint



KIT HINDI 880 SPRINT	
2 HINDI 880 SPRINT operators, locking Close, code 888L	1 MIRI 4 LED flasher, code 4612L
1 Plug-in radio receiver	1 BIRIO A8 aerial for MIRI 4, code 4601L
1 ELPRO 13 exp controller, code 7079L	1 Pair photocells TRIFO 11,surface,code 107L
1 Transmitter	1 1 RG58 coaxial cable x 3 m, code 4608L
1 Keyswitch CHIS 37, surface, code 370L	1 Nameplate

Max. gate weight (kg)	400	Max. gate width per leaf (m)	2,3	Pcs/Pallet	12
------------------------------	-----	-------------------------------------	-----	-------------------	----

NOTE: the KITS include the accessories in the above table, with the respective radio receiver and transmitter as indicated below.

Item No.	8805L	8806L	8807L	8808L
Model	KIT HINDI 880 SPRINT with ASTRO 43 M.Q.B.	KIT HINDI 880 SPRINT with JUBI 433	KIT HINDI 880 SPRINT with SITI 63	KIT HINDI 880 SPRINT with BIRIO 868
	Plug-in radio receiver 1 ASTRO 43/2R M.Q.B., code 4329L	Plug-in radio receiver 1 JUBI 433/2R, code 4332L	Plug-in radio receiver 1 SITI 63/2R, code 6311L	Plug-in radio receiver 1 BIRIO 868/2R, code 8611L
	Transmitter 1 ASTRO 43/2TR Piccolo, code 4321L	Transmitter 1 JUBI SMALL 433/2TR, code 4334L	Transmitter 1 SITI 63/2TR, code 6313L	Transmitter 1 BIRIO 868/2TR, code 8613L

Nupi 66



for Sliding Gates

for Swinging Gates

for Industrial Doors

for Garage Doors

Oil-hydraulic Road Barriers

Oil-hydraulic Retractable Bollards

Steady and Manual Posts

Electronic Controllers

Command Accessories

Safety and Signalling Accessories

Radio Receivers and Transmitters

Kits

Complete Systems




KIT NUPI 66	
2 NUPI 66 operators, code 661L	1 MIRI 4 LED flasher, code 4612L
1 Plug-in radio receiver	1 BIRIO A8 aerial for MIRI 4, code 4601L
1 ELPRO 7 RP electronic controller, code 6610L	1 Pair photocells TRIFO 11, surface, code 107L
1 Transmitter	1 1 RG58 coaxial cable x 3 m, code 4608L
1 Keyswitch CHIS 37, surface, code 370L	1 Nameplate

Max. gate weight (kg)	400	Max. gate width per leaf (m)	2,5	Pcs/Pallet	15
------------------------------	-----	-------------------------------------	-----	-------------------	----

NOTE: the KITS include the accessories in the above table, with the respective radio receiver and transmitter as indicated below.

Item No.	6643L	6652L	6654L	6655L
Model	KIT NUPI 66 with ASTRO 43 M.Q.B.	KIT NUPI 66 with JUBI 433	KIT NUPI 66 with SITI 63	KIT NUPI 66 with BIRIO 868
1	Plug-in radio receiver ASTRO 43/2R M.Q.B., code 4329L	Plug-in radio receiver JUBI 433/2R, code 4332L	Plug-in radio receiver SITI 63/2R, code 6311L	Plug-in radio receiver BIRIO 868/2R, code 8611L
1	Transmitter ASTRO 43/2TR Piccolo, code 4321L	Transmitter JUBI SMALL 433/2TR, code 4334L	Transmitter SITI 63/2TR, code 6313L	Transmitter BIRIO 868/2TR, code 8613L

Aproli 480



KIT APROLI 480

- 1 APROLI 480 operator complete with fixing hardware, code 481L
- 1 Plug-in radio receiver
- 1 ELPRO 6 exp electronic controller, code 243L
- 1 Transmitter

- 1 BIRIO A8 aerial, code 4605L
- 1 Pair photocells TRIFO 11, surface, code 107L
- 1 RG58 coaxial cable x 3 m, code 4608L
- 1 Nameplate

Door surface (m²)

7

Pcs/Pallet

6

NOTE: the KITS include the accessories in the above table, with the respective radio receiver and transmitter as indicated below.

Item No.	466L	467L	468L	469L
Model	KIT APROLI 480 with ASTRO 43 M.Q.B.	KIT APROLI 480 with JUBI 433	KIT APROLI 480 with SITI 63	KIT APROLI 480 with BIRIO 868
	<ul style="list-style-type: none"> 1 Plug-in radio receiver ASTRO 43/2 M.Q.B., code 4329L 1 Transmitter ASTRO 43/2TR Piccolo, code 4321L 	<ul style="list-style-type: none"> 1 Plug-in radio receiver JUBI 433/2R, code 4332L 1 Transmitter JUBI SMALL 433/2TR, code 4334L 	<ul style="list-style-type: none"> 1 Plug-in radio receiver SITI 63/2R, code 6311L 1 Transmitter SITI 63/2TR, code 6313L 	<ul style="list-style-type: none"> 1 Plug-in radio receiver BIRIO 868/2R, code 8611L 1 Transmitter BIRIO 868/2TR, code 8613L



AUTOMATIC


GATE

Installer:

Date:

Model:

Series No.



FADINI[®]
the gate opener



www.fadini.net

made in Italy

www.fadini.net

made in Italy

Complete Automatic Systems

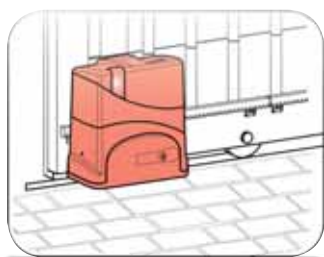
This section provides a guide and examples for complete installations related to each motor type, including command and safety accessories to achieve proper and correct functioning.

**A quick look to
hypothetical
situations of
application.**

Complete Electromechanical Automatic Systems for Sliding Gates



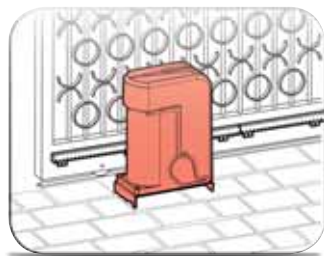
Junior 624 code 623L



Item No.	Description	Quantity (pcs)
624L	Geared motor JUNIOR 624 with ELPRO 62 electronic controller	1
370L	CHIS 37 – Keyswitch, surface mount. Universal profile barrel with custom-coded key	1
550L	Pair of photocells FIT 55 surface mount	1
551L	Pair of photocells FIT 55 recess mount	1
564L	Pair of posts 50 cm with upper support and fixing base plate	1
4329L	ASTRO 43/2 R M.Q.B. - Plug-in radio receiver with two relay modules	1
4321L	Mini Transmitter ASTRO 43/2 TR Piccolo	1
4612L	MIRI 4 LED flasher with wall/post fixings	1
4601L	Group of components BIRIO A8 aerial with card	1
4608L	RG58 coaxial cable x 3 m	1
2118L	Nylon gear rack with fixing supports, 1 m bars, complete with screws and washers	1 Kit x 10 m



Nyota 115 code 115L

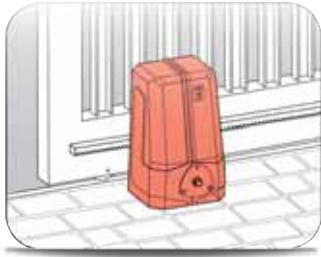


Item No.	Description	Quantity (pcs)
117L	Geared motor NYOTA 115 – 1.0 HP single-phase	1
7055L	ELPRO 10 PLUS electronic controller	1
370L	CHIS 37 – Keyswitch, surface mount. Universal profile barrel with custom-coded key	1
550L	Pair of photocells FIT 55 surface mount	1
551L	Pair of photocells FIT 55 recess mount	1
564L	Pair of posts 50 cm with upper support and fixing base plate	1
4329L	ASTRO 43/2 R M.Q.B. - Plug-in radio receiver with two relay modules	1
4321L	Mini Transmitter ASTRO 43/2 TR Piccolo	1
4612L	MIRI 4 LED flasher with wall/post fixings	1
4601L	Group of components BIRIO A8 aerial with card	1
4608L	RG58 coaxial cable x 3 m	1
207L	Zinc-coated gear rack with fixing supports, 30x12 thickness, 1 m bars	6 m
208L	Gear rack fixing including spacer, screw and washer	18

Complete Electromechanical Automatic Systems for Sliding Gates and Industrial Doors



Mec 200 code 200L



Item No.	Description	Quantity (pcs)
2125L	Geared motor MEC 200 – 0,73 kW (1,0 HP) single-phase, vertical	1
7055L	ELPRO 10 PLUS electronic controller	1
370L	CHIS 37 – Keyswitch, surface mount. Universal profile barrel with custom-coded key	1
550L	Pair of photocells FIT 55 surface mount	1
551L	Pair of photocells FIT 55 recess mount	1
564L	Pair of posts 50 cm with upper support and fixing base plate	1
4329L	ASTRO 43/2 R M.Q.B. - Plug-in radio receiver with two relay modules	1
4321L	Mini Transmitter ASTRO 43/2 TR Piccolo	1
4612L	MIRI 4 LED flasher with wall/post fixings	1
4601L	Group of components BIRIO A8 aerial with card	1
4608L	RG58 coaxial cable x 3 m	1
2039L	Zinc-coated gear rack 22x22 - Module 4, bars of 2 m	3



Mec 200 LB code 295L



Item No.	Description	Quantity (pcs)
2052L	Geared motor MEC 200 LB – 0,73 kW (1.0 HP) three-phase	1
7055L	ELPRO 10 PLUS electronic controller	1
2053L	Chain stretcher with 1/2" Z20 pinion with support bracket and adjuster	1
2054L	1/2" plain chain x 5 m length	1
2059L	Incorporated limit switch	1
370L	CHIS 37 – Keyswitch, surface mount. Universal profile barrel with custom-coded key	1
551L	Pair of photocells FIT 55 recess mount	1
4329L	ASTRO 43/2 R M.Q.B. - Plug-in radio receiver with two relay modules	1
4321L	Mini Transmitter ASTRO 43/2 TR Piccolo	1
4612L	MIRI 4 LED flasher with wall/post fixings	1
4601L	Group of components BIRIO A8 aerial with card	1
4608L	RG58 coaxial cable x 3 m	1

Complete Electromechanical Automatic Systems for Sliding Gates



for Sliding Gates

for Swinging Gates

for Industrial Doors

for Garage Doors

Oil-hydraulic Road Barriers

Oil-hydraulic Retractable Bollards

Steady and Manual Posts

Electronic Controllers

Command Accessories

Safety and Signalling Accessories

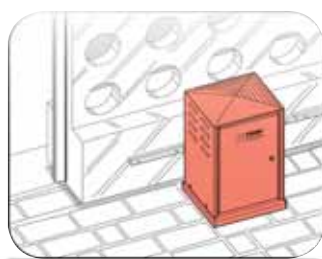
Radio Receivers and Transmitters

Kits

Complete Systems



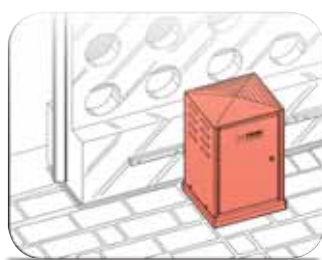
Fibo 300 code 3001L



Item No.	Description	Quantity (pcs)
3002L	Geared motor FIBO 300 – 1,1 kW (1,5 HP) three-phase	1
1425L	ELPRO 10 PLUS controller with power contactors, box included	1
370L	CHIS 37 – Keyswitch, surface mount. Universal profile barrel with custom-coded key	1
551L	Pair of photocells FIT 55 recess mount	2
565L	Pair of posts 75 cm with upper support and fixing base plate	2
4329L	ASTRO 43/2 R M.Q.B. - Plug-in radio receiver with two relay modules	1
4321L	Mini Transmitter ASTRO 43/2 TR Piccolo	1
4612L	MIRI 4 LED flasher with wall/post fixings	1
4601L	Group of components BIRIO A8 aerial with card	1
4608L	RG58 coaxial cable x 3 m	1
2039L	Zinc-coated gear rack 22x22 - Module 4, bars of 2 m	10



Fibo 400 code 4003L

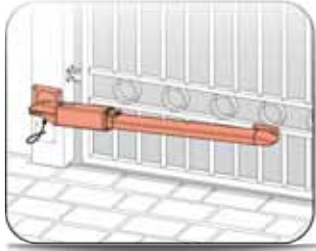


Item No.	Description	Quantity (pcs)
4002L	Geared motor FIBO 400 – 2,2 kW (3,0 HP) three-phase	1
1425L	ELPRO 10 PLUS controller with power contactors, box included	1
370L	CHIS 37 – Keyswitch, surface mount. Universal profile barrel with custom-coded key	1
551L	Pair of photocells FIT 55 recess mount	2
565L	Pair of posts 75 cm with upper support and fixing base plate	2
4329L	ASTRO 43/2 R M.Q.B. - Plug-in radio receiver with two relay modules	1
4321L	Mini Transmitter ASTRO 43/2 TR Piccolo	1
4612L	MIRI 4 LED flasher with wall/post fixings	1
4601L	Group of components BIRIO A8 aerial with card	1
4608L	RG58 coaxial cable x 3 m	1
2039L	Zinc-coated gear rack 22x22 - Module 4, bars of 2 m	10

Complete Oil-hydraulic Automatic Systems for Swinging Gates



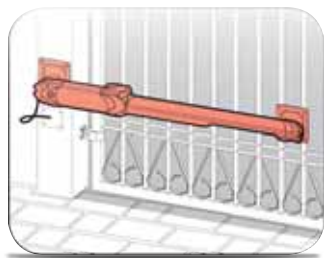
Nupi 66 code 6647L



Item No.	Description	Quantity (pcs)
663L	NUPI 66 hydraulic operator, locking Close, 1 m electric cable and fixing brackets with support plates	2
6610L	ELPRO 7 RP controller	1
370L	CHIS 37 – Keyswitch, surface mount. Universal profile barrel with custom-coded key	1
107L	Pair of photocells TRIFO 11	1
4329L	ASTRO 43/2 R M.Q.B. - Plug-in radio receiver with two relay modules	1
4321L	Mini Transmitter ASTRO 43/2 TR Piccolo	1
4608L	RG58 coaxial cable x 3 m	1
4612L	MIRI 4 LED flasher with wall/post fixings	1
4601L	Group of components BIRIO A8 aerial with card	1



Hindi 880 code 830L



Item No.	Description	Quantity (pcs)
882B5L	HINDI 880 hydraulic operator, stroke 280 mm, locking Close	2
7079L	ELPRO 13 exp controller	1
370L	CHIS 37 – Keyswitch, surface mount. Universal profile barrel with custom-coded key	1
551L	Pair of photocells FIT 55 recess mount	2
564L	Pair of posts 50 cm with upper support and fixing base plate	1
4329L	ASTRO 43/2 R M.Q.B. - Plug-in radio receiver with two relay modules	1
4321L	Mini Transmitter ASTRO 43/2 TR Piccolo	1
4612L	MIRI 4 LED flasher with wall/post fixings	1
4601L	Group of components BIRIO A8 aerial with card	1
4608L	RG58 coaxial cable x 3 m	1

Complete Oil-hydraulic Automatic Systems for Swinging Gates



for Sliding Gates

for Swinging Gates

for Industrial Doors

for Garage Doors

Oil-hydraulic Road Barriers

Oil-hydraulic Retractable Bollards

Steady and Manual Posts

Electronic Controllers

Command Accessories

Safety and Signalling Accessories

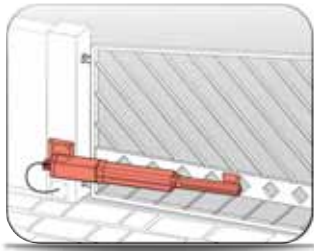
Radio Receivers and Transmitters

Kits

Complete Systems



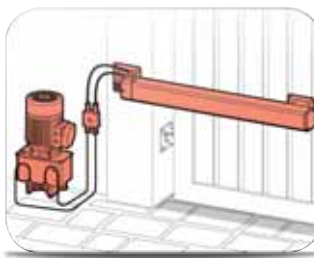
Hindi 880 Sprint code 8827L



Item No.	Description	Quantity (pcs)
888L	HINDI 880 SPRINT hydraulic operator, locking Close	2
7047L	ELPRO 27 controller	1
370L	CHIS 37 – Keyswitch, surface mount. Universal profile barrel with custom-coded key	1
107L	Pair of photocells TRIFO 11	1
4329L	ASTRO 43/2 R M.Q.B. - Plug-in radio receiver with two relay modules	1
4321L	Mini Transmitter ASTRO 43/2 TR Piccolo	1
4608L	RG58 coaxial cable x 3 m	1
4612L	MIRI 4 LED flasher with wall/post fixings	1
4601L	Group of components BIRIO A8 aerial with card	1



Mec 800 Special code 800L



Item No.	Description	Quantity (pcs)
7012L	MEC 800 SPECIAL hydraulic operator, stroke 280 mm	2
7022P6L	MEC 700/80 VENTIL oil-hydraulic motor-pump	2
7013L	4-way pipe connecting block with fittings	2
7018L	Flexible tube	4
7016L	Zinc-coated sheet metal enclosure to suit MEC 700/80 VENTIL with vibration-proof incorporated attaching support	2
707L	Copper tube Ø 8 mm – 4 m	1
708L	Biodegradable hydraulic "FADINI Oil" in 2 l container	2
7079L	ELPRO 13 exp controller	1
370L	CHIS 37 – Keyswitch, surface mount. Universal profile barrel with custom-coded key	1
551L	Pair of photocells FIT 55 recess mount	2
564L	Pair of posts 50 cm with upper support and fixing base plate	1
4329L	ASTRO 43/2 R M.Q.B. - Plug-in radio receiver with two relay modules	1
4321L	Mini Transmitter ASTRO 43/2 TR Piccolo	1
4612L	MIRI 4 LED flasher with wall/post fixings	1
4601L	Group of components BIRIO A8 aerial with card	1
4608L	RG58 coaxial cable x 3 m	1

Complete Oil-hydraulic Automatic Systems for Swinging Gates

Aproli 280 Batt code 280L



Item No.	Description	Quantity (pcs)
281L	APROLI 280 BATT hydraulic operator, bidirectional locking	2
7079L	ELPRO 13 exp controller	1
370L	CHIS 37 – Keyswitch, surface mount. Universal profile barrel with custom-coded key	1
107L	Pair of photocells TRIFO 11	2
108L	Pair of anodized posts with base plate	1
4329L	ASTRO 43/2 R M.Q.B. - Plug-in radio receiver with two relay modules	1
4321L	Mini Transmitter ASTRO 43/2 TR Piccolo	1
4612L	MIRI 4 LED flasher with wall/post fixings	1
4601L	Group of components BIRIO A8 aerial with card	1
4608L	RG58 coaxial cable x 3 m	1
7099L	Horizontal V90 VIRO electric lock with latch bolt for swinging gates	1
7089L	Mechanical latch with holding bolt	1

Aproli 280/700 Strong code 296L



Item No.	Description	Quantity (pcs)
298SXL	APROLI 280/700 STRONG oil-hydraulic operator (left-handed), bidirectional locking, with articulated arm	1
298DXL	APROLI 280/700 STRONG oil-hydraulic operator (right-handed), bidirectional locking, with articulated arm	1
7079L	ELPRO 13 exp controller	1
370L	CHIS 37 – Keyswitch, surface mount. Universal profile barrel with custom-coded key	1
107L	Pair of photocells TRIFO 11	2
108L	Pair of anodized posts with base plate	1
4329L	ASTRO 43/2 R M.Q.B. - Plug-in radio receiver with two relay modules	1
4321L	Mini Transmitter ASTRO 43/2 TR Piccolo	1
4612L	MIRI 4 LED flasher with wall/post fixings	1
4601L	Group of components BIRIO A8 aerial with card	1
4608L	RG58 coaxial cable x 3 m	1
7099L	Horizontal V90 VIRO electric lock with latch bolt for swinging gates	1
7089L	Mechanical latch with holding bolt	1

Complete Oil-hydraulic Automatic Systems for Counterbalanced Overhead Garage Doors



for Sliding
Gates

for Swinging
Gates

for Industrial
Doors

for Garage
Doors

Oil-hydraulic
Road Barriers

Oil-hydraulic
Retractable
Bollards

Steady and
Manual Posts

Electronic
Controllers

Command
Accessories

Safety and
Signalling
Accessories

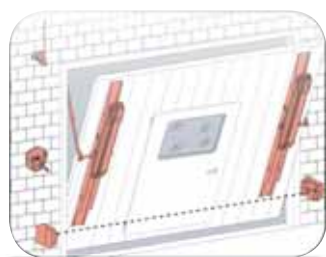
Radio Receivers
and Transmitters

Kits

Complete
Systems



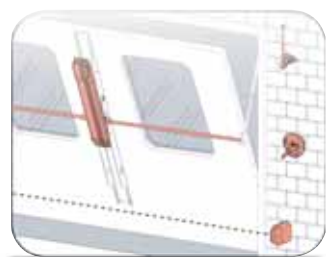
Aproli 480 code 470L



Item No.	Description	Quantity (pcs)
481L	APROLI 480 garage door operator with fixing hardware	1
482L	APROLI 480 garage door operator without fixing hardware	1
486L	Combined fixing bracket complete with screws and washers	1
510L	Cover with courtesy light and screws	2
7079L	ELPRO 13 exp controller	1
370L	CHIS 37 – Keyswitch, surface mount. Universal profile barrel with custom-coded key	1
4329L	ASTRO 43/2 R M.Q.B. - Plug-in radio receiver with two relay modules	1
4321L	Mini Transmitter ASTRO 43/2 TR Piccolo	1
4612L	MIRI 4 LED flasher with wall/post fixings	1
4601L	Group of components BIRIO A8 aerial with card	1
4608L	RG58 coaxial cable x 3 m	1
551L	Pair photocells FIT 55 recess mount	1
2132L	Mechanical safety edge, slim profile x 4 m with aluminium support	1



Aproli 480 code 475L

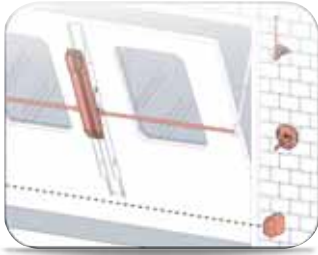


Item No.	Description	Quantity (pcs)
481L	APROLI 480 garage door operator with fixing hardware	1
510L	Cover with courtesy light and screws	1
243L	ELPRO 6 exp controller	1
370L	CHIS 37 – Keyswitch, surface mount. Universal profile barrel with custom-coded key	1
551L	Pair photocells FIT 55 recess mount	1
4329L	ASTRO 43/2 R M.Q.B. - Plug-in radio receiver with two relay modules	1
4321L	Mini Transmitter ASTRO 43/2 TR Piccolo	1
4605L	BIRIO A8 rod aerial	1
4608L	RG58 coaxial cable x 3 m	1
2131L	Mechanical safety edge, slim profile x 3 m with aluminium support	1

Complete Oil-hydraulic Automatic Systems for Counterbalanced Overhead Garage Doors and Industrial Doors



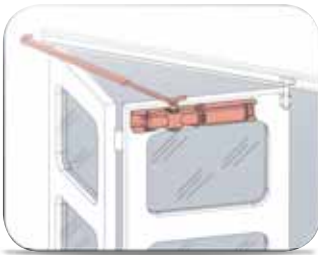
Aproli 480 code 480L



Item No.	Description	Quantity (pcs)
481L	APROLI 480 garage door operator with fixing hardware	1
510L	Cover with courtesy light and screws	1
243L	ELPRO 6 exp controller	1
370L	CHIS 37 – Keyswitch, surface mount. Universal profile barrel with custom-coded key	1
4329L	ASTRO 43/2 R M.Q.B. - Plug-in radio receiver with two relay modules	1
4321L	Mini Transmitter ASTRO 43/2 TR Piccolo	1
2130L	Mechanical safety edge, slim profile x 2,5 m with aluminium support	1
4605L	BIRIO A8 rod aerial	1
4608L	RG58 coaxial cable x 3 m	1
551L	Pair photocells FIT 55 recess mount	1



Aproli 380 LB code 380L



Item No.	Description	Quantity (pcs)
390SXL	APROLI 380 LB oil-hydraulic operator (left-handed), with fixing hardware	1
390DXL	APROLI 380 LB oil-hydraulic operator (right-handed), with fixing hardware	1
395L	Cover with two fitting end parts	2
7079L	ELPRO 13 exp controller	1
370L	CHIS 37 – Keyswitch, surface mount. Universal profile barrel with custom-coded key	1
107L	Pair of photocells TRIFO 11	1
4329L	ASTRO 43/2 R M.Q.B. - Plug-in radio receiver with two relay modules	1
4321L	Mini Transmitter ASTRO 43/2 TR Piccolo	1
4612L	MIRI 4 LED flasher with wall/post fixings	1
4601L	Group of components BIRIO A8 aerial with card	1
4608L	RG58 coaxial cable x 3 m	1

Complete Oil-hydraulic Automatic Systems for Swinging Gates



for Sliding
Gates

for Swinging
Gates

for Industrial
Doors

for Garage
Doors

Oil-hydraulic
Road Barriers

Oil-hydraulic
Retractable
Bollards

Steady and
Manual Posts

Electronic
Controllers

Command
Accessories

Safety and
Signalling
Accessories

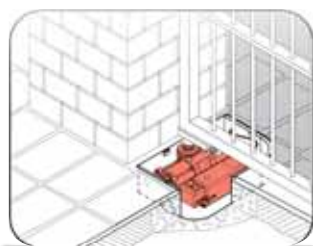
Radio Receivers
and Transmitters

Kits

Complete
Systems



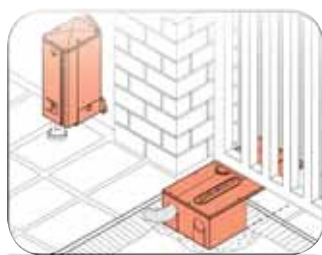
Combi 740 code 740L



Item No.	Description	Quantity (pcs)
7677BB3SXL	COMBI 740 - 110° oil-hydraulic operator (left-handed version) bidirectional locking	1
7677BB3DXL	COMBI 740 - 110° oil-hydraulic operator (right-handed version) bidirectional locking	1
745L	Protection enclosure complete with aluminium cover	2
748SXL	Emergency manual release shoe made of pressed steel, with specially shaped spanner (left-handed version)	1
748DXL	Emergency manual release shoe made of pressed steel, with specially shaped spanner (right-handed version)	1
7079L	ELPRO 13 exp controller	1
370L	CHIS 37 – Keyswitch, surface mount. Universal profile barrel with custom-coded key	1
551L	Pair of photocells FIT 55 recess mount	2
564L	Pair of posts 50 cm with upper support and fixing base plate	1
4329L	ASTRO 43/2 R M.Q.B. - Plug-in radio receiver with two relay modules	1
4321L	Mini Transmitter ASTRO 43/2 TR Piccolo	1
4612L	MIRI 4 LED flasher with wall/post fixings	1
4601L	Group of components BIRIO A8 aerial with card	1
4608L	RG58 coaxial cable x 3 m	1



Drive 700 code 700L

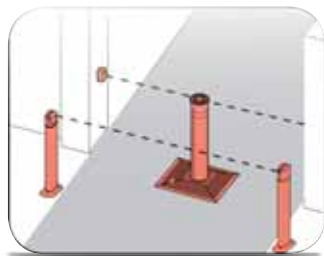


Item No.	Description	Quantity (pcs)
7021L	DRIVE 700 ESTRU oil-hydraulic motor-pump, bidirectional locking	2
710L	DRIVE 700 – 110° jack	2
7027L	Enclosure for DRIVE 700 jack, with cover and square-bored F-ring	2
7079L	ELPRO 13 exp controller	1
370L	CHIS 37 – Keyswitch, surface mount. Universal profile barrel with custom-coded key	1
551L	Pair of photocells FIT 55 recess mount	2
564L	Pair of posts 50 cm with upper support and fixing base plate	1
4329L	ASTRO 43/2 R M.Q.B. - Plug-in radio receiver with two relay modules	1
4321L	Mini Transmitter ASTRO 43/2 TR Piccolo	1
4612L	MIRI 4 LED flasher with wall/post fixings	1
4601L	Group of components BIRIO A8 aerial with card	1
4608L	RG58 coaxial cable x 3 m	1
708L	Biodegradable hydraulic "FADINI Oil" in 2 l container	2

Oil-hydraulic Bollards with fully retractable post



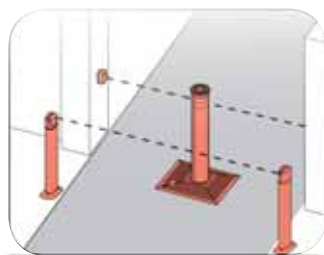
Coral 1050 code 1060L



Item No.	Description	Quantity (pcs)
1050L	CORAL 1050 with retractable post - height 500 mm	1
7280L	ELPRO S40 controller	1
4329L	ASTRO 43/2 R M.Q.B. - Plug-in radio receiver with two relay modules	1
4321L	Mini Transmitter ASTRO 43/2 TR Piccolo	1
4612L	MIRI 4 LED flasher with wall/post fixings	1
4601L	Group of components BIRIO A8 aerial with card	1
4608L	RG58 coaxial cable x 3 m	1
551L	Pair of photocells FIT 55 recess mount	2
565L	Pair of posts 75 cm with upper support and fixing base plate	2
370L	CHIS 37 - Keyswitch, surface mount. Universal profile barrel with custom-coded key	1



Coral 1080 code 1085L

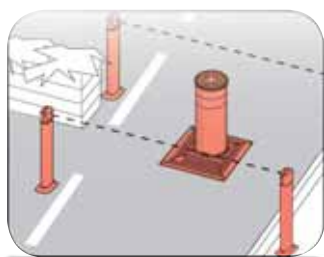


Item No.	Description	Quantity (pcs)
1080L	CORAL 1080 with retractable post - height 800 mm	1
7280L	ELPRO S40 controller	1
4329L	ASTRO 43/2 R M.Q.B. - Plug-in radio receiver with two relay modules	1
4321L	Mini Transmitter ASTRO 43/2 TR Piccolo	1
4612L	MIRI 4 LED flasher with wall/post fixings	1
4601L	Group of components BIRIO A8 aerial with card	1
4608L	RG58 coaxial cable x 3 m	1
551L	Pair of photocells FIT 55 recess mount	2
565L	Pair of posts 75 cm with upper support and fixing base plate	2
370L	CHIS 37 - Keyswitch, surface mount. Universal profile barrel with custom-coded key	1

Oil-hydraulic Bollards with fully retractable post



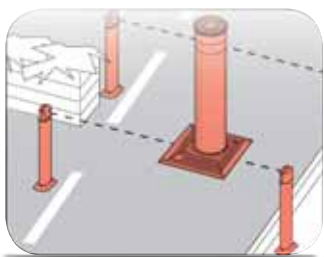
Vigilo 2250 code 2260L



Item No.	Description	Quantity (pcs)
2250L	VIGILO 2250 with retractable post - height 500 mm	1
7280L	ELPRO S40 controller	1
4329L	ASTRO 43/2 R M.Q.B. - Plug-in radio receiver with two relay modules	1
4321L	Mini Transmitter ASTRO 43/2 TR Piccolo	1
4612L	MIRI 4 LED flasher with wall/post fixings	1
4601L	Group of components BIRIO A8 aerial with card	1
4608L	RG58 coaxial cable x 3 m	1
551L	Pair of photocells FIT 55 recess mount	2
565L	Pair of posts 75 cm with upper support and fixing base plate	2
370L	CHIS 37 - Keyswitch, surface mount. Universal profile barrel with custom-coded key	1



Vigilo 2280 code 2285L



Item No.	Description	Quantity (pcs)
2280L	VIGILO 2280 with retractable post - height 800 mm	1
7280L	ELPRO S40 controller	1
4329L	ASTRO 43/2 R M.Q.B. - Plug-in radio receiver with two relay modules	1
4321L	Mini Transmitter ASTRO 43/2 TR Piccolo	1
4612L	MIRI 4 LED flasher with wall/post fixings	1
4601L	Group of components BIRIO A8 aerial with card	1
4608L	RG58 coaxial cable x 3 m	1
551L	Pair of photocells FIT 55 recess mount	2
565L	Pair of posts 75 cm with upper support and fixing base plate	2
370L	CHIS 37 - Keyswitch, surface mount. Universal profile barrel with custom-coded key	1

Oil-hydraulic Bollards with fully retractable post



Strabuc 930 Opinat code 9100L



Item No.	Description	Quantity (pcs)
9328L	STRABUC 930 bollard only, with solenoid valve, beeper, aluminium collar and rubber edge	1
9555L	Hot dip galvanized ground sleeve with anchoring plates, series STRABUC	1
370L	CHIS 37 – Keyswitch, surface mount. Universal profile barrel with custom-coded key	1
2037L	Pre-assembled loop, 6 m circumference with 10 m power supply cable	1
2032L	Loop detector, 24 Vac/dc	1
3203L	Traffic lights, red and green (230 V) with fastening brackets	1
3220L	Hazard warning sign Moving System complete with fastening brackets, screws and pole.	1
4605L	BIRIO A8 aerial	1
4608L	RG58 coaxial cable x 3 m	1
6311L	SITI 63/2 R – plug-in radio receiver	1
6313L	SITI 63/2 TR transmitter	1
7065L	20 µF capacitor with electric cable	1
7280L	ELPRO S40 controller	1
7282L	Traffic light plug-in card for ELPRO S40/980/27/37	1
7285L	Housing box with door and inner metal plate	1
7288L	E.A.R 35 emergency acoustic receiver with casing	1
9321L	Voltage stabilizer for solenoid valves	1
9331L	Emergency red button switch, with fastening brackets	1



Oil-hydraulic Bollards with fully retractable post



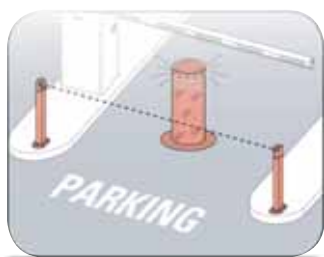
Strabuc 918 code 9196L



Item No.	Description	Quantity (pcs)
926L	STRABUC 918 bollard only, with aluminium collar and rubber edge. Powder coated RAL 1028	1
9555L	Hot dip galvanized ground sleeve with anchoring plates, series STRABUC	1
370L	CHIS 37 – Keyswitch, surface mount. Universal profile barrel with custom-coded key	1
551L	Pair of photocells FIT 55 recess mount	1
565L	Pair of posts 75 cm with upper support and fixing base plate	1
4329L	ASTRO 43/2 R M.Q.B. - Plug-in radio receiver with two relay modules	1
4321L	Mini Transmitter ASTRO 43/2 TR Piccolo	1
4612L	MIRI 4 LED flasher with wall/post fixings	1
4601L	Group of components BIRIO A8 aerial with card	1
4608L	RG58 coaxial cable x 3 m	1
7280L	ELPRO S40 controller	1



Strabuc 918 (INOX Aisi 304) cod. 9198L

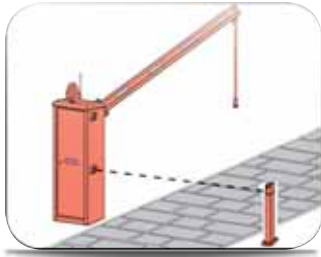


Item No.	Description	Quantity (pcs)
931L	STRABUC 918 INOX /Stainless Steel bollard only, with aluminium collar and rubber edge	1
9555L	Hot dip galvanized ground sleeve with anchoring plates, series STRABUC	1
370L	CHIS 37 – Keyswitch, surface mount. Universal profile barrel with custom-coded key	1
551L	Pair of photocells FIT 55 recess mount	1
565L	Pair of posts 75 cm with upper support and fixing base plate	1
4329L	ASTRO 43/2 R M.Q.B. - Plug-in radio receiver with two relay modules	1
4321L	Mini Transmitter ASTRO 43/2 TR Piccolo	1
4612L	MIRI 4 LED flasher with wall/post fixings	1
4601L	Group of components BIRIO A8 aerial with card	1
4608L	RG58 coaxial cable x 3 m	1
7280L	ELPRO S40 controller	1

Oil-hydraulic Road Barriers



Bayt 980 code 9876SXL



Item No.	Description	Quantity (pcs)
9803SXL	BAYT 980 barrier 8 s – RAL 2002 and orange peel metallized grey. Left-handed	1
1942L	R532 beam x 6,40 m	1
1948L	Folding pedestal with adjustable foot	1
371L	CHIS 37 – Keyswitch, recess mount. Universal profile barrel with custom-coded key	1
551L	Pair photocells FIT 55 recess mount	1
562L	Post 50 cm with upper support and fixing base plate	1
4329L	ASTRO 43/2 R M.Q.B. - Plug-in radio receiver with two relay modules	1
4321L	Mini Transmitter ASTRO 43/2 TR Piccolo	1
4612L	MIRI 4 LED flasher with wall/post fixings	1
4601L	Group of components BIRIO A8 aerial with card	1
4608L	RG58 coaxial cable x 3 m	1



Bayt 980 code 9876DXL

Description

BAYT 980 RIGHT-HANDED version.
Package complete with same accessories as item 9876SXL.

Oil-hydraulic Road Barriers



for Sliding
Gates

for Swinging
Gates

for Industrial
Doors

for Garage
Doors

Oil-hydraulic
Road Barriers

Oil-hydraulic
Retractable
Bollards

Steady and
Manual Posts

Electronic
Controllers

Command
Accessories

Safety and
Signalling
Accessories

Radio Receivers
and Transmitters

Kits



Bayt 980 Inox Aisi 304 code 9877SXL

Item No.	Description	Quantity (pcs)
9813SXL	BAYT 980 barrier 8 s – INOX AISI 304 /Stainless steel Left-handed	1
1942L	R532 beam x 6,40 m	1
1948L	Folding pedestal with adjustable foot	1
371L	CHIS 37 – Keyswitch, recess mount. Universal profile barrel with custom-coded key	1
551L	Pair photocells FIT 55 recess mount	1
562L	Post 50 cm with upper support and fixing base plate	1
4329L	ASTRO 43/2 R M.Q.B. - Plug-in radio receiver with two relay modules	1
4321L	Mini Transmitter ASTRO 43/2 TR Piccolo	1
4612L	MIRI 4 LED flasher with wall/post fixings	1
4601L	Group of components BIRIO A8 aerial with card	1
4608L	RG58 coaxial cable x 3 m	1



Bayt 980 Inox Aisi 304 code 9877DXL

Description
BAYT 980 RIGHT-HANDED version. Package complete with same accessories as item 9877SXL.

Demo Gate Stands



JUNIOR 624

1 JUNIOR 624 Geared Motor

- 1 ELPRO 62 electronic controller
- 1 ASTRO 43/2 transmitter
- 1 ASTRO 43 M.Q.B. radio receiver
- 1 BIRIO A8 aerial
- 1 MIRI 4 flasher
- 1 CHIS 37 keyswitch
- 1 TRIFO 11 pair of photocells



HINDI 880

1 HINDI 880 oil-hydraulic operator. BIDIRECTIONAL locking

- 1 ELPRO 13 exp electronic controller
- 1 ASTRO 43/2 transmitter
- 1 ASTRO 43 M.Q.B. radio receiver
- 1 BIRIO A8 aerial
- 1 MIRI 4 flasher
- 1 CHIS 37 keyswitch
- 1 TRIFO 11 pair of photocells



COMBI 740

1 COMBI 740 - 110° oil-hydraulic operator. Braking

- 1 ELPRO 13 exp electronic controller
- 1 ASTRO 43 M.Q.B. radio receiver
- 1 MIRI 4 flasher
- 1 CHIS 37 keyswitch
- 1 ASTRO 43/2 transmitter
- 1 BIRIO A8 aerial
- 1 TRIFO 11 pair of photocells



for your showroom

• it is possible, on request, to order demo gate stands equipped with any of the following operators:

- NUPI 66
- HINDI 880 SPRINT
- APROLI 280 BATT
- APROLI 480
- NYOTA 115
- BART 350
- BARRI 88
- BAYT 980
- STRABUC 918
- series CORAL
- series VIGILO



ROLL UP

Roll Up display with "Operators" range code 9592L

- Easy to unfold
- Appealing including transport casing.

Progressive item code numbers

Product
Code No.

Code	Page
218L	25
243L	103

Catalogue
page

Code	Page
60L	92
81L	92
107L	122
108L	122
109L	122
113L	23
114L	23
115L	147
116L	23
117L	23
118L	23
119L	23
122L	23
170L	100
180L	98
185L	100
186L	100
121L	23
196L	25
197L	25
198L	25
199L	25
200L	148
204L	23
206L	25
207L	23
208L	23
211L	25
212L	25
213L	25
215L	25
216L	23
217L	25
218L	25
243L	103
244L	65

Code	Page
280L	152
281L	45
282L	45
283L	45
285L	45
286L	45
287L	45
295L	148
296L	152
298DXL	47
298SXL	47
299DXL	47
299SXL	47
330L	124
331L	124
351L	43
352L	43
358L	43
359L	43
360L	43
370L	116
371L	116
372L	117
373L	117
374L	117
375L	117
376L	116
377L	116
378L	117
379L	117
380L	154
390DXL	59
390SXL	59
391L	59
392L	59
393L	59
394DXL	59
394SXL	59
395L	59
466L	144
467L	144
468L	144
469L	144
470L	153
475L	153
480L	154
481L	65
482L	65
483L	65
485L	65
486L	65
487L	65

Code	Page
488L	65
489L	65
490L	65
510L	65
511L	65
512L	65
513L	65
540L	123
541L	123
550L	123
551L	123
552L	118
553L	118
554L	118
555L	118
556L	118
557L	118
558L	118
560L	118
562L	118
564L	118
565L	118
570L	125
610L	114
611L	114
612L	114
620L	103
623L	147
624L	17
625L	138
626L	138
627L	138
628L	138
630L	103
632L	17
633L	19
635L	139
636L	139
637L	139
638L	139
650L	21
655L	140
656L	140
657L	140
658L	140
661L	33
663L	33
671L	17
690L	115
691L	115
692L	115
693L	115

Code	Page
694L	115
695L	115
696L	115
697L	115
700L	155
701L	55
706L	23
707L	40
708L	31
710L	55
711L	55
712L	55
713L	55
740L	155
745L	50
746DXL	50
746SXL	50
747L	50
748DXL	50
748SXL	50
751L	50
761L	50
762L	50
764L	50
767N3DXL	49
767N3SXL	49
769N3DXL	49
769N3SXL	49
775DXL	50
775SXL	50
787N3L	53
787N3L	53
800L	151
830L	150
881N3L	36
881N5L	36
882B3L	36
882B5L	36
883BB3L	36
883BB5L	36
884N3L	37
887L	31
888L	31
889L	31
891N5L	35
892BB5L	35
893B5L	35
894N3L	37
894N5L	37
895B3L	37
895B5L	37
896BB3L	37



Code	Page
896BB5L	37
926L	87
927L	92
931L	87
932L	89
934L	89
936L	101
940L	98
941L	98
943L	98
944L	98
1050L	83
1052L	83
1054L	83
1057L	83
1059L	83
1060L	156
1062L	101
1063L	83
1064L	83
1067L	83
1080L	83
1082L	83
1084L	83
1085L	156
1087L	83
1088DXL	69
1088SXL	69
1089DXL	69
1089SXL	69
1093L	69
1094L	69
1095L	69
1098L	69
1099L	69
1240L	23
1250L	23
1425L	103
1428L	103
1912L	75
1933L	75
1936L	74
1937L	74
1940L	74
1941L	74
1942L	74
1943L	74
1944L	74
1945L	75
1948L	74
1950L	75
1951L	75

Code	Page
1952L	75
1953L	75
1954L	75
1955L	75
1956L	75
1958L	75
1962L	75
1964L	25
1965L	75
1967L	75
1968L	75
1969L	75
1970L	75
1975L	25
1994L	25
2028L	119
2029L	119
2032L	92
2033L	119
2034L	119
2035L	119
2036L	61
2037L	92
2039L	23
2042L	92
2044L	61
2046L	61
2049L	61
2050L	61
2051L	61
2052L	61
2053L	61
2054L	61
2055L	61
2056L	61
2057L	61
2058L	61
2059L	61
2061L	136
2064L	136
2065L	136
2066L	136
2068L	136
2069L	136
2076L	127
2077L	127
2079L	127
2097L	25
2098L	25
2114L	25
2118L	17
2125L	25

Code	Page
2130L	127
2131L	127
2132L	127
2154L	25
2249L	93
2250L	85
2252L	85
2255L	85
2257L	85
2260L	157
2263L	85
2264L	85
2266L	85
2267L	85
2268L	85
2271L	85
2273L	85
2274L	85
2276L	85
2277L	85
2279L	85
2280L	85
2282L	85
2285L	157
2288L	85
2289L	85
2294L	85
2296L	85
2297L	85
2298L	85
2299L	85
2316L	100
2319L	100
2320L	100
2431L	103
2520L	99
2524L	99
2527L	99
2532L	98
2533L	98
2535L	98
2536L	98
2540L	98
2541L	98
2552L	98
2553L	98
2555L	101
2556L	101
2557L	93
2558L	93
2569L	74
2572L	101

Code	Page
2573L	98
2574L	98
2576L	98
2577L	98
2578L	98
2579L	98
2581L	98
2583L	98
2584L	98
2585L	98
2586L	98
2587L	98
2588L	98
2590L	93
2729L	103
2731L	103
2732L	103
2746L	103
3001L	149
3002L	27
3200L	129
3201L	129
3202L	129
3203L	92
3204L	92
3205L	129
3206L	92
3209L	129
3210L	129
3212L	129
3214L	95
3215L	95
3216L	95
3217L	95
3220L	92
3340L	124
3342L	124
3343L	124
3344L	124
3345L	124
3348L	124
3349L	124
3350L	124
3351L	124
3356L	124
3357L	124
3358L	124
3446L	95
3448L	95
3450L	95
3452L	95
3456L	95

Code	Page
3457L	95
3460L	95
3462L	95
3466L	95
3510L	141
3511L	141
3512L	141
3513L	141
3518L	103
3519L	103
4002L	27
4003L	149
4060L	133
4314L	132
4316L	132
4317L	132
4320L	132
4321L	132
4325L	132
4327L	132
4329L	132
4330L	133
4332L	133
4334L	133
4335L	133
4336L	133
4338L	133
4601L	128
4605L	132
4607L	128
4608L	128
4612L	128
5578L	103
5579L	103
5582L	103
5801L	126
5802L	126
6310L	134
6311L	134
6313L	134
6315L	134
6317L	134
6610L	103
6643L	143
6647L	150
6652L	143
6654L	143
6655L	143
7012L	39
7013L	40
7014P12L	39
7014P6L	39

Code	Page	Code	Page	Code	Page	Code	Page	Code	Page
7016L	40	7697BB3DXL	49	9803SXL	71	20514L	61	93176L	87
7018L	40	7697BB3SXL	49	9804DXL	71	20525L	61	93276L	89
7019L	40	7698N3DXL	49	9804SXL	71	21267L	25	93476L	89
7021L	55	7698N3SXL	49	9805DXL	71	21367L	25	113123L	23
7022P12L	39	7699N3DXL	49	9805SXL	71	76778BB3DXL	49	114123L	23
7022P6L	39	7699N3SXL	49	9811DXL	72	76778BB3SXL	49	116123L	23
7025L	40	7871L	53	9811SXL	72	76779BB3DXL	49	117123L	23
7027L	55	7872L	53	9812DXL	72	76779BB3SXL	49	121123L	23
7033L	50	7877BB3L	53	9812SXL	72	76789N3DXL	49	122123L	23
7037L	39	8310L	37	9813DXL	72	76789N3SXL	49	197567L	25
7038L	40	8311L	37	9813SXL	72	76978BB3DXL	49	205148L	61
7047L	103	8312L	37	9814DXL	72	76978BB3SXL	49	205180L	61
7051L	103	8610L	135	9814SXL	72	76979BB3DXL	49	205267L	61
7055L	103	8611L	135	9815DXL	72	76979BB3SXL	49	205867L	61
7058L	103	8613L	135	9815SXL	72	76989N3DXL	49	212567L	25
7060L	103	8615L	135	9817L	74	76989N3SXL	49	701277L	39
7062L	103	8618L	135	9818L	74	78778BB3L	53	701284L	39
7065L	25	8619L	134	9819L	74	78779BB3L	53	701486P12L	39
7066L	23	8620L	134	9820L	74	78789N3L	53	701486P6L	39
7067L	23	8621L	134	9827L	74	88177N3L	36	702286P12L	39
7070L	55	8802L	31	9828L	74	88177N5L	36	702286P6L	39
7071L	103	8803L	31	9829L	74	88184N3L	36	703777L	39
7079L	103	8805L	142	9840L	75	88184N5L	36	703784L	39
7080L	25	8806L	142	9841DXL	73	88277B3L	36	711477L	39
7081L	136	8807L	142	9841SXL	73	88277B5L	36	711484L	39
7083L	136	8808L	142	9843DXL	73	88284B3L	36	711577L	39
7087L	103	8827L	151	9843SXL	73	88284B5L	36	711584L	39
7089L	136	8840L	31	9860L	75	88377BB3L	36	711677L	39
7091L	136	9100L	158	9861L	74	88377BB5L	36	711684L	39
7092L	136	9170L	93	9862L	74	88384BB3L	36	711777L	39
7093L	136	9183L	93	9863L	74	88384BB5L	36	711784L	39
7098L	136	9191L	93	9864L	74	88477N3L	37	711877L	39
7099L	136	9193L	101	9865L	74	88484N3L	37	711884L	39
7114L	39	9196L	159	9866L	74	89177N5L	35	711977L	39
7115L	39	9198L	159	9867L	74	89184N5L	35	711984L	39
7116L	39	9220L	99	9869L	75	89277BB5L	35	767789BB3DXL	49
7117L	39	9223L	99	9876DXL	160	89284BB5L	35	767789BB3SXL	49
7118L	39	9225L	99	9876SXL	160	89377B5L	35	769789BB3DXL	49
7119L	39	9312L	89	9877DXL	161	89384B5L	35	769789BB3SXL	49
7180L	103	9315L	93	9877SXL	161	89477N3L	37	787789BB3L	53
7230L	103	9321L	93	9878DXL	75	89477N5L	37	926927L	87
7271L	103	9328L	91	9878SXL	75	89484N3L	37	931927L	87
7280L	103	9330L	91	9879DXL	75	89484N5L	37	932927L	89
7282L	103	9331L	93	9879SXL	75	89577B3L	37	934927L	89
7285L	93	9555L	93	9888L	74	89577B5L	37	1240123L	23
7288L	93	9592L	162	9892DXL	73	89584B3L	37	1250123L	23
7677BB3DXL	49	9730L	40	9892SXL	73	89584B5L	37	2052567L	61
7677BB3SXL	49	9801DXL	71	9895DXL	73	89677BB3L	37	92676927L	87
7678N3DXL	49	9801SXL	71	9895SXL	73	89677BB5L	37	93176927L	87
7678N3SXL	49	9802DXL	71	9899L	103	89684BB3L	37	93276927L	89
7679N3DXL	49	9802SXL	71	19767L	25	89684BB5L	37	93476927L	89
7679N3SXL	49	9803DXL	71	19867L	25	92676L	87		

FADINI and the environment are two words that we do not want and cannot separate.

For our automatic gate operators we use only **BIODEGRADABLE** oil that respects the anti-pollution laws in force and that we constantly improve in co-operation with the most qualified companies in the field of high performance lubricants.

Every day we send out lots of goods that require a careful study of the logistic needs in order to optimize shipments. Our target is to avoid excess of packages and keep their size down to the minimum volume required. A virtuous practice, environmentally friendly.


The benefits are not only aimed to protect the environment, but also to improve packaging and make it stronger and more efficient, so that even the risk of transport damages is reduced down to the minimum.

So buy well, buy FADINI gate openers.



**Environmental
Sustainability**





FADINI[®]
the gate opener

Concept
Pluricom srl
Halfduck

Photos and Graphics
Halfduck



The texts and the technical data related to the various items in this catalogue have been updated.

The data available in it replace entirely and completely those written in the technical or sales literature prior to this publication.

We are sure to provide you with products having such technical features that absolutely meet the market demand.


To accomplish an installation in compliance with the norms in force, it is recommended to refer to the item code numbers as here indicated and to use only **FADINI** original accessories.

It is advisable to consult the technical information available for each product (instructions manuals, data sheets, etc.) to achieve a correct installation of the **FADINI** operators.

The pictures in this catalogue are merely indicative. All the data in it have been verified and checked with the utmost care. Meccanica FADINI snc reserves the right to change the products and this catalogue in any way that is regarded as useful without notice. It does not take any responsibility in case of possible mistakes and/or omissions.



The
Thoroughbred,
excellence in
nature,
a symbol
that
belongs to us.



Qualità in Movimento. **I**
Quality in Motion . . . **GB**
Qualité en Mouvement. **F**
Qualität in Bewegung . . **D**
Calidad en Movimiento. **E**
Kwaliteit in Beweging . . **NL**
Качество в движении . **RUS**





FADINI[®]
the gate opener



FABBRICA AUTOMAZIONI CANCELLI

Via Mantova, 177/A
37053 Cerea (VR) Italy
Tel.+39 0442 330422 r.a.
Fax +39 0442 331054
e-mail: info@fadini.net
www.fadini.net



Qualità in Movimento. **I**
Quality in Motion . . . **GB**
Qualité en Mouvement . . **F**
Qualität in Bewegung . . **D**
Calidad en Movimiento. **E**
Kwaliteit in Beweging . . **NL**
Качество в движении . **RUS**

made in
100% Italy

